

Save fuel. \$ave money.

Fuel Economy Guide

MODEL YEAR
2022

fuel economy.gov




U.S. DEPARTMENT OF
ENERGY

U.S. Department of Energy
Office of Energy Efficiency and Renewable Energy
U.S. Environmental Protection Agency



UPDATED: December 2, 2021

USING THE FUEL ECONOMY GUIDE



CONTENTS

| | |
|----|---|
| i | Using the <i>Fuel Economy Guide</i> |
| 1 | How the <i>Guide</i> is Organized |
| 1 | Why Some Vehicles Are Not Listed |
| 1 | Vehicle Classes Used in this Guide |
| 2 | Understanding the <i>Guide</i> Listings |
| 3 | Tax Incentives and Disincentives |
| 3 | Fuel Economy Saves You Money |
| 4 | Fueling Options |
| 5 | Alternative Fueling Station Locator |
| 6 | Improve Your Fuel Economy |
| 7 | Advanced Vehicle Technologies |
| 8 | Annual Fuel Cost Ranges for Vehicle Classes |
| 9 | Most Efficient Vehicles |
| 10 | 2022 Model Year Vehicles |
| 33 | Diesel Vehicles |
| 35 | All-Electric Vehicles |
| 39 | Plug-In Hybrid Electric Vehicles |
| 43 | Ethanol Flexible Fuel Vehicles |

The U.S. Environmental Protection Agency (EPA) and U.S. Department of Energy (DOE) produce the *Fuel Economy Guide* to help car buyers choose the most fuel-efficient vehicle that meets their needs. The *Guide* is available on the Web at fueleconomy.gov.

Fuel Economy Estimates

The purpose of EPA's fuel economy estimates is to provide a reliable basis for comparing vehicles.

Most vehicles in this guide (other than plug-in hybrids) have three fuel economy estimates:

- A "city" estimate that represents urban driving, in which a vehicle is started in the morning (after being parked all night) and driven in stop-and-go traffic
- A "highway" estimate that represents a mixture of rural and interstate highway driving in a warmed-up vehicle, typical of longer trips in free-flowing traffic
- A "combined" estimate that represents a combination of city driving (55%) and highway driving (45%)

Estimates for all vehicles are based on laboratory testing under standardized conditions to allow for fair comparisons.

Flexible fuel vehicles (FFVs), which can use gasoline and E85, have estimates for both fuels. Plug-in hybrid electric vehicles (PHEVs) have estimates for (1) electric-only or blended electric and gasoline operation and (2) gasoline-only operation. PHEVs are discussed in more detail on page 39. For answers to frequently asked questions about fuel economy estimates, visit fueleconomy.gov.

Annual Fuel Cost Estimates

This guide provides annual fuel cost estimates, rounded to the nearest \$50, for each vehicle. The estimates are based on the assumptions that you travel 15,000 miles per year (55% under city driving conditions and 45% under highway conditions) and that fuel costs \$3.38/gallon for regular unleaded gasoline, \$3.83/gallon for mid-grade unleaded gasoline, and \$4.10/gallon for premium. Cost-per-gallon assumptions for vehicles that use other fuel types are discussed at the beginning of those vehicle sections.

Visit fueleconomy.gov to personalize fuel costs based on current fuel prices and your driving habits.

Your Fuel Economy Will Vary

EPA's fuel economy values are good estimates of the fuel economy a typical driver will achieve under average driving conditions and provide a good basis to compare one vehicle to another. Still, your fuel economy may be slightly higher or lower than EPA's estimates. Fuel economy varies, sometimes significantly, based on driving conditions, driving style, and other factors.

To ensure that estimates are consistent across different makes and models, the EPA estimates are based on a standardized, repeatable testing procedure. These tests model an "average" driver's environment and behavior based on real-world conditions, such as stop-and-go traffic.

However, it is impossible for a single test to predict fuel economy precisely for all drivers in all environments. For example, the following factors can lower your vehicle's fuel economy:

- Aggressive driving (speeding and hard acceleration and hard braking)
- Excessive idling, accelerating, and braking in stop-and-go traffic
- Cold weather (engines are more efficient when warmed up). The impact is greater for short trips.
- Driving with a heavy load or with the air conditioner running
- Improperly tuned engine or under-inflated tires
- Driving on mountainous or hilly terrain
- High-performance or snow tires
- Use of remote starters

In addition, small variations in vehicle manufacturing can cause fuel economy variations in the same make and model, and some vehicles don't attain maximum fuel economy until they are "broken in" (around 3,000–5,000 miles).

With fuel-efficient driving techniques, drivers may also achieve better fuel economy than the EPA estimates. See "Improve Your Fuel Economy" on page 6 for tips on maximizing your fuel economy.

The EPA ratings are a useful tool for comparing vehicles because they are always done in precisely the same way under the same set of conditions. However, they may not accurately predict the fuel economy you will get. This is also true for annual fuel cost estimates. For more information on fuel economy ratings and factors that affect fuel economy, visit fueleconomy.gov.



HOW THE *GUIDE* IS ORGANIZED

Fuel economy estimates for all vehicles begin with the "2022 Model Year Vehicles" section on page 10. Vehicles are organized by EPA vehicle class and, for trucks and vans, drive type (two- or four-wheel drive).

Additional sections are dedicated to specific vehicle technology or fuel types for consumers looking for advanced vehicles or alternatives to gasoline vehicles—diesels, plug-in hybrids, all-electric vehicles, flex-fuel vehicles, and fuel cell vehicles.

WHY SOME VEHICLES ARE NOT LISTED

Light-duty fuel economy regulations do not apply to

- Sport utility vehicles (SUVs) and passenger vans with a gross vehicle weight rating (GVWR) of more than 10,000 pounds—GVWR is the vehicle weight plus carrying capacity
- Other vehicles with a GVWR of 8,500 pounds or more

Therefore, manufacturers do not have to estimate their fuel economy, and fuel economy labels are not posted on their windows. Also, fuel economy information on some vehicles was not available in time to be included in this guide. More up-to-date information can be found at [fueleconomy.gov](https://www.fueleconomy.gov).

VEHICLE CLASSES USED IN THIS GUIDE

| CARS | | TRUCKS | |
|------------------------|---------------------------------------|---------------------------------|--|
| Class | Passenger & Cargo Volume (cu. ft.) | Class | Gross Vehicle Weight Rating* (pounds) |
| TWO-SEATER CARS | Any | PICKUP TRUCKS | |
| SEDANS | | Small | Under 6,000 |
| Minicompact | Under 85 | Standard | 6,000 to 8,500 |
| Subcompact | 85 to 99 | VANS | |
| Compact | 100 to 109 | Passenger | Under 10,000 |
| Midsize | 110 to 119 | Cargo | Under 8,500 |
| Large | 120 or more | MINIVANS | Under 8,500 |
| STATION WAGONS | | SPORT UTILITY VEHICLES | |
| Small | Under 130 | Small | Under 6,000 |
| Midsize | 130 to 159 | Standard | 6,000 to 9,999 |
| Large | 160 or more | SPECIAL PURPOSE VEHICLES | Under 8,500 |

*Gross vehicle weight rating is vehicle weight plus carrying capacity.

We hope you find the *Fuel Economy Guide* easy to use! Fuel economy and annual fuel cost data are organized by vehicle class (see page 1 for a list of classes). Within each class, vehicles are listed alphabetically by manufacturer and model.

Vehicle models with different features, such as engine size or transmission type, are listed separately. Engine and transmission attributes are shown in the first column under the model name.

Additional attributes needed to distinguish among vehicles (e.g., fuel type or suggested fuel grade) are listed in the "Notes" column. A legend for abbreviations is provided on page 10.

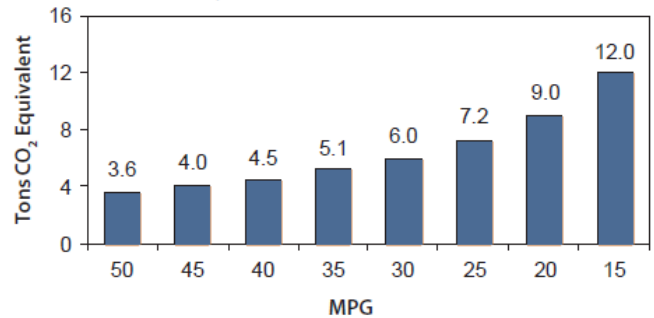
A "P" in the "Notes" column indicates that the manufacturer *recommends* that the vehicle be fueled with premium-grade gasoline, and a "PR" indicates that the manufacturer *requires* premium. The higher price of premium fuel is reflected in the annual fuel cost of these vehicles.

The most fuel-efficient vehicles in each class and alternative fuel vehicles are indicated with special markings (see the diagram below). Vehicles that can use more than one kind of fuel have an entry for each fuel type. Interior passenger and cargo volumes are located in the index at the back of the *Guide*.

Each vehicle listing includes a greenhouse gas (GHG) rating on a scale of 1 (worst) to 10 (best). This rating is a comparison of the tailpipe GHG emissions of the vehicle to those of other vehicles of the same model year.

Highway vehicles account for about 24% (1.6 billion tons) of U.S. greenhouse gas emissions each year. The average recent-model vehicle causes the release of 6 to 9 tons of GHGs each year. Switching from a vehicle that gets 20 miles per gallon (MPG) to one that gets 25 MPG can reduce GHG emissions by 1.7 tons per year. Switching to an electric vehicle could reduce your GHG emissions even more. Check out EPA and DOE's Beyond Tailpipe Emissions Calculator to estimate the GHG emissions from owning a plug-in electric vehicle where you live (fuelconomy.gov/feg/Find.do?action=bt2).

Annual Greenhouse Gas Emissions by Vehicle MPG (gasoline vehicles)*



*Includes both tailpipe and upstream emissions

Sample Vehicle Listing
(Not Actual Data)

| Manufacturer Model Configuration (trans, eng size, cyl) | MPG | | Annual Fuel Cost | GHG Rating | Notes |
|--|------|----------|------------------------|---------------|-------|
| | Comb | City/Hwy | | | |
| LUCID Air Touring AWD w/21in wheels | | | | | |
| A-1 | 131 | 130/132 | \$500 | 10 | EV |
| HYUNDAI Veloster N | | | | | |
| AM-S8, 2.0L, 4cyl | 22 | 20/27 | \$2,000 | 5 | PT |
| M-6, 2.0L, 4cyl | 25 | 22/28 | \$1,750 | 5 | PT |
| STANDARD PICKUP TRUCKS 2WD | | | | | |
| CHEVROLET Silverado 2WD | | | | | |
| A-8, 2.7L, 4cyl | 20 | 19/22 | \$1,750 | 4 | T SS |
| A-6, 5.3L, 8cyl | 16 | 15/19 | \$2,200 | 3 | Gas |
| | 12 | 11/15 | \$2,450 | 3 | E85 |

Manufacturer

Model

The most fuel-efficient vehicle per class is listed in blue boldface type and marked with a blue pointer (▶).

EPA combined city/highway MPG estimate based on 55% city and 45% highway driving

Vehicle class

Transmission information: type (A=automatic, A-S=automatic with select shift, AV=continuously variable, M=manual, etc.) followed by number of gears or speeds

Alternative fuel vehicles are highlighted by an orange bar, and those that can use two kinds of fuel, such as flexible fuel vehicles (FFVs), have an entry for each fuel type.

Engine size (in liters) followed by number of cylinders. EXAMPLE: 5.3-liter, 8-cylinder engine

Compares the tailpipe greenhouse gas emissions to those of other vehicles of the same model year on a scale of 1 (worst) to 10 (best)

EPA city & highway MPG estimates. EXAMPLE: 130 MPG city; 132 MPG highway

Additional information to help further identify the vehicle (e.g., engine and fuel system info) along with other useful information about taxes, required fuel grade, etc. EXAMPLE: P=premium gasoline recommended, T=turbocharger

Estimated annual fuel cost, assuming 15,000 miles of travel a year (55% city and 45% highway) and an average fuel price

FFVs have fuel economy, fuel cost, and GHG estimates for both gasoline and E85.



TAX INCENTIVES AND DISINCENTIVES

Federal Tax Credits

You may be eligible for a federal income tax credit of up to \$7,500 if you purchase a qualifying electric or plug-in hybrid vehicle in 2021–2022. Note that the federal tax credit begins to phase out for each manufacturer after it has sold more than 200,000 qualifying vehicles. Therefore, Tesla vehicles purchased after 12/31/2019 and General Motors vehicles purchased after 3/31/2020 are not eligible. Visit [fueleconomy.gov](https://www.fueleconomy.gov) for more information on qualifying models, credit amounts, and phase-out dates.

Gas Guzzler Tax

The Energy Tax Act of 1978 requires auto companies to pay a "gas guzzler" tax on the sale of cars with exceptionally low fuel economy. Such vehicles are identified in the *Guide* by the word "Tax" in the "Notes" column. In the dealer showroom, the words "Gas Guzzler" and the tax amount are listed on the vehicle's fuel economy label. The tax does not apply to light trucks.

FUEL ECONOMY SAVES YOU MONEY

The average household spends about one-fifth of its total family expenditures on transportation, making it the second most expensive category after housing. You could save as much as \$1,000 (or more) in fuel costs each year by choosing the most fuel-efficient vehicle in a particular class. This can add up to thousands of dollars over a vehicle's lifetime. Fuel-efficient models come in all shapes and sizes, so you need not sacrifice utility or size.

Each vehicle listing in the *Fuel Economy Guide* provides an estimated annual fuel cost (see page i). The Find and Compare Cars tool at [fueleconomy.gov](https://www.fueleconomy.gov) features an annual fuel cost calculator that allows you to insert your local gasoline prices and typical driving conditions (percentage of city and highway driving) to obtain more accurate fuel cost information for your vehicle.



Ethanol Blends—E85, E15, and E10

Ethanol is a domestically produced, renewable fuel made primarily from corn and sugar cane. The use of ethanol as a vehicle fuel can reduce greenhouse gas (GHG) emissions.

E10 is a blend of 10% ethanol and 90% gasoline and is legal for use in any gasoline-powered vehicle. Most of the gasoline sold in the U.S. contains up to 10% ethanol to boost octane, meet air quality requirements, or satisfy the federal Renewable Fuel Standard. As of 2011, EPA began allowing the use of E15 in model year 2001 and newer gasoline vehicles. Ethanol contains about one-third less energy than gasoline. So, vehicles will typically go 3%–4% fewer miles per gallon on E10 and 4%–5% fewer miles per gallon on E15 than on 100% gasoline. While E10 is available everywhere, E15 is currently available at more than 2,000 stations in the United States.

E85 (or flex fuel) is a high-level ethanol-gasoline blend containing 51%–83% ethanol, depending on the season and geographic location. Drivers can use E85 in flexible fuel vehicles (FFVs), which are specially designed to run on gasoline, E85, or any mixture of the two. FFVs are offered by several vehicle manufacturers. To determine whether your vehicle is an FFV, check the inside of your car’s fuel filler door for an identification sticker or consult your owner’s manual. More than 3,900 filling stations in the United States currently sell E85. Visit afdc.energy.gov/locator/stations to find stations near you.

FFVs typically experience a 15%–27% drop in fuel economy when operating on E85 instead of regular gasoline due to ethanol’s lower energy content and other factors, assuming gasoline typically contains about 10% ethanol. Drivers should notice no degradation in performance. In fact, some FFVs produce more torque and horsepower when fueled with higher-level ethanol blends.

Biodiesel

Biodiesel is a domestically produced renewable fuel manufactured from vegetable oils or animal fats for use in diesel vehicles. Using biodiesel in place of petroleum diesel can reduce GHG emissions.

Biodiesel can be blended with petroleum diesel at any percentage. B20 is a common biodiesel blend that contains 20% biodiesel and 80% petroleum diesel. B5 (5% biodiesel and 95% petroleum diesel) is another common blend. All vehicle manufacturers have approved biodiesel blends up to and including B5 for use in all diesel engines, and some have approved the use of blends up to B20 in a few recent model year vehicles. Keep in mind that using higher-level biodiesel blends may affect your vehicle warranty. Check your owner’s manual or check with your vehicle manufacturer to determine the right blend for your vehicle.

Purchase commercial-grade biodiesel from a reputable dealer. Never refuel with recycled grease or vegetable oil that has not been converted to biodiesel. It will damage your engine.

More than 300 stations currently dispense B20. Visit afdc.energy.gov/locator/stations to find service stations selling biodiesel near you.

Premium- vs Regular-Grade Gasoline

Regular unleaded (87 octane) is the recommended fuel for most gasoline vehicles. Using a higher-octane gasoline than recommended by the owner’s manual does not improve performance or fuel efficiency under normal conditions. Check your owner’s manual for the recommended grade of fuel for your vehicle, and visit fueleconomy.gov for more information about selecting the right octane for your vehicle.

Charging Your Electric or Plug-in Hybrid Vehicle

Electric vehicle (EV) and plug-in hybrid owners have several charging options. Many owners will do most of their charging at home. Some workplaces, businesses, and multi-unit dwellings (condos/apartments) provide charging, and there are more than 43,000 public charging stations across the country.

There are three basic types of charging:

- **Level 1 charging:** You can plug into a regular 120-volt (V) outlet—the kind found in your home. This is the slowest type of charging—about 2 to 5 miles of range per hour of charging—but requires no special charger or outlet type. Most, if not all, plug-in vehicles are equipped with a cord to allow this type of charging.
- **Level 2 charging:** These chargers supply current at 208 to 240 V and provide 10 to 20 miles of range per hour of charging. Most public chargers are Level 2 chargers. You can also have a Level 2 charger installed at home. Most public chargers use a standard plug type

that is compatible with all vehicles from major manufacturers. Tesla charging stations use a different plug type that cannot be used by other vehicles. However, Tesla provides an adaptor that allows its vehicles to use both Tesla and standard Level 2 charging stations.

- **Fast charging:** Also called DC fast charging or DC quick charging, this is the fastest kind of charging, providing 60 to 80 miles of range (or more) to the battery in 20 minutes. Not all vehicles can accept fast charging, nor do all vehicles use the same type of plug for DC fast charging, so check your owner's manual. Quick charging stations are usually located along heavy traffic corridors. Due to expense and electric current requirements, they are not practical for home installation.

Note: Charge rate can vary based on vehicle model. So, check the owner's manual for estimated charge time. Charge rate also depends on other factors, such as the battery's state of charge and the ambient temperature. Visit afdc.energy.gov/fuels/electricity_infrastructure.html for more information.

ALTERNATIVE FUELING STATION LOCATOR

Wondering where you can fuel up your alternative fuel vehicle? The Alternative Fueling Station Locator can help you find a station near you or within a given distance from a planned route. The Station

Locator shows fueling locations for ethanol, electricity, biodiesel, propane, natural gas, and hydrogen. Check it out at afdc.energy.gov/stations.

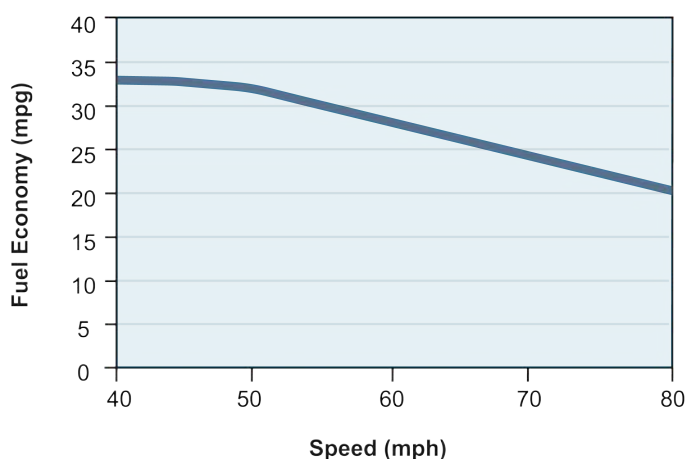
The screenshot shows the Alternative Fueling Station Locator interface. At the top, there are tabs for 'Public Stations', 'Advanced Filters', and 'Fuel Corridors', along with a location dropdown set to 'U.S. and Canada'. The search area contains two input fields: 'ann arbor, mi' and 'washington, dc'. Below these, there are dropdown menus for 'Electric' (fuel type), 'Level 2, DC Fa...' (Charger Types), and 'All' (Connectors). A 'Find Stations' button is visible. The main section shows 'Show stations within 5 miles of the route' and '751 stations along the route'. A 'See Route Directions' button and a 'Download list of stations on route' button are also present. The map displays a route from Detroit, Michigan, to Baltimore, Maryland, with green dots representing charging stations. Two station details are shown in a list on the left: 'Ann Arbor Downtown Development Authority - Ann Ashley Parking Structure' (120 W Ann St, Ann Arbor, MI 48104, Level 2, 0.1 mi from route) and 'Ann Arbor Nissan' (3975 Jackson Rd, Ann Arbor, MI 48103).

Drive More Efficiently

- Aggressive driving (speeding and rapid acceleration/braking) can lower your gas mileage by roughly 15%–30% at highway speeds and 10%–40% in stop-and-go traffic.

Driver feedback devices can help you drive more efficiently, improving fuel economy by up to 10%.

- Observe the speed limit. Each 5 MPH you drive over 60 MPH can reduce your fuel economy by 7%. For a personalized estimate of the effect of speeding on your fuel economy, visit fuelconomy.gov.
- Avoid idling. Idling gets 0 miles per gallon and costs as much as \$0.02 per minute.
- Using cruise control on the highway helps you maintain a constant speed and, in most cases, will save fuel.



Keep Your Car in Shape

- Servicing a car that is noticeably out of tune can improve your gas mileage by about 4%.
- Keeping tires inflated to the recommended pressure can typically improve fuel economy by 0.6%.

The manufacturer's recommended tire pressure can be found on the tire information placard and/or vehicle certification label located on the vehicle door edge, doorpost, glove-box door, or inside the trunk lid.

- Using the recommended grade of motor oil can improve your fuel economy by 1%–2% if you've been using the wrong grade.
- Keep your tires aligned and balanced.
- Replacing a clogged air filter can improve gas mileage on older cars with carbureted engines.

Plan and Combine Trips

- A warmed-up engine is more fuel-efficient than a cold one. Many short trips taken from a cold start can use twice as much fuel as one multipurpose trip covering the same distance.

Note: Letting your car idle to warm up doesn't help your fuel economy: it actually uses more fuel and creates more pollution.

Other Solutions

- Avoid carrying unneeded items. An extra 100 pounds can decrease fuel economy by about 1%.
- Avoid carrying cargo on your roof. A large, blunt rooftop cargo box, for example, can reduce fuel economy by 2%–8% in city driving, 6%–17% on the highway, and 10%–25% at interstate speeds (65 to 75 MPH).

Rear-mount cargo boxes or trays reduce fuel economy by much less (1%–2% in city driving and 1%–5% on the highway).

- Use the "economy mode" feature if your vehicle has one.

For more tips on improving fuel economy, such as cold-weather tips; hot-weather tips; and tips for hybrids, plug-in hybrids, and all-electric vehicles, visit fuelconomy.gov.

Tips for Electric and Hybrid Vehicles

Most of the driving tips for conventional vehicles will also help increase the range of electric vehicles and hybrids. In addition to the driving tips above, the tips below will help you get the most out of your electric or hybrid vehicle.

1. Read your owner's manual. The automaker knows how to operate and maintain your vehicle to maximize fuel economy, driving range, and battery life. So, consult the owner's manual for tips specific to your vehicle.
2. Use the economy (Eco) mode. Many of these vehicles come with an "economy mode" or similar feature to improve fuel economy. You can often turn on this feature by just pressing a button.
3. Avoid hard braking. Anticipate stops and brake gently or moderately. This allows the regenerative braking system to recover energy from the vehicle's forward motion and store it as electricity. Hard braking causes the vehicle to use its conventional friction brakes, which do not recover energy.
4. Keep the battery charged. Keeping your plug-in hybrid's battery charged helps you use as much electricity and as little gasoline as possible, saving you fuel and money and extending the vehicle's range. For EVs, it helps maximize your driving range.
5. Use accessories wisely. Using accessories such as heating, air conditioning, and entertainment systems can lower fuel economy more for electric vehicles and hybrids than for conventional vehicles. So, keep that in mind when trying to maximize fuel economy or electric range. Pre-heating or pre-cooling the cabin of a plug-in hybrid or EV while it's plugged in, for example, can extend its electric range.



Manufacturers are using advanced technologies to improve fuel economy in many of their vehicles. Along with plug-in hybrids, all-electric vehicles, and fuel cell vehicles, new technologies are also being used to make conventional vehicles more efficient. Some of these fuel-saving technologies are described below. For more information, visit fuelconomy.gov.

Hybrid Vehicles

Hybrids combine the best features of the internal combustion engine with an electric motor and can significantly improve fuel economy. They are primarily propelled by an internal combustion engine, just like conventional vehicles. However, they also use regenerative braking to convert energy normally wasted during coasting and braking into electricity. The recovered electricity is stored in a battery until needed by the electric motor. The electric motor assists the engine when accelerating or hill climbing and at low speeds, where internal combustion engines are least efficient.

Fuel efficiency can vary significantly among different hybrid models due to battery and electric motor size. Hybrids with larger batteries and electric motors, sometimes called "full" or "strong" hybrids, can store more electricity and provide more power to assist the gasoline engine. Some can even run on the electric motor alone for short distances. Hybrids with smaller batteries and electric motors are often referred to as "mild" hybrids. Mild hybrid systems have a smaller effect on fuel economy. In the *Guide* listings, full hybrids are indicated by "HEV" in the "Notes" column, while mild hybrids are indicated by "MHEV."

Note: Unlike plug-in hybrids (described on page 39), conventional hybrids cannot be plugged into an external source of electricity to be recharged or run on electricity for any substantial distance. Instead, gasoline and regenerative braking provide all of the vehicle's energy.

Stop-Start Systems

Stop-start systems (sometimes called "idle-stop," "smart start," or other manufacturer-specific names) save fuel by turning off the engine when the vehicle comes to a stop and automatically starting it back up when you step on the accelerator. Stop-start can improve fuel economy by up to 5% and provides the biggest benefit in conditions where the engine would otherwise be idling, such as stop-and-go city

driving. These systems are currently available on all hybrids and on hundreds of conventional vehicle models.

Cylinder Deactivation

Cylinder deactivation "turns off" some of the engine's cylinders when they are not needed. This temporarily and seamlessly turns an 8- or 6-cylinder engine into a more efficient 4- or 3-cylinder engine.

Turbocharging

Turbocharging increases engine power, allowing a smaller, more fuel-efficient engine to be used in place of a larger one. Replacing an 8-cylinder engine with a turbocharged 6-cylinder or a 6-cylinder engine with a turbocharged 4-cylinder can save fuel and still provide extra power when needed.

Advanced Transmissions

The advanced electronics in today's vehicles can optimize gear shifting for improved fuel efficiency. Eight-speed automatic transmissions are most common, and some have even more gears. Continuously variable transmissions (CVTs) can change seamlessly through an infinite number of "gears." Transmissions with more gears allow the engine to run at its most efficient speed more often, improving fuel economy.

Improved Aerodynamics

Reducing a vehicle's aerodynamic drag (wind resistance) improves fuel economy, especially at higher speeds. Many manufacturers are improving aerodynamics by refining vehicle shapes or by employing external moving parts such as "shutters" that close off the grill, allowing air to flow smoothly around the vehicle instead of into the engine compartment, where it produces more drag.

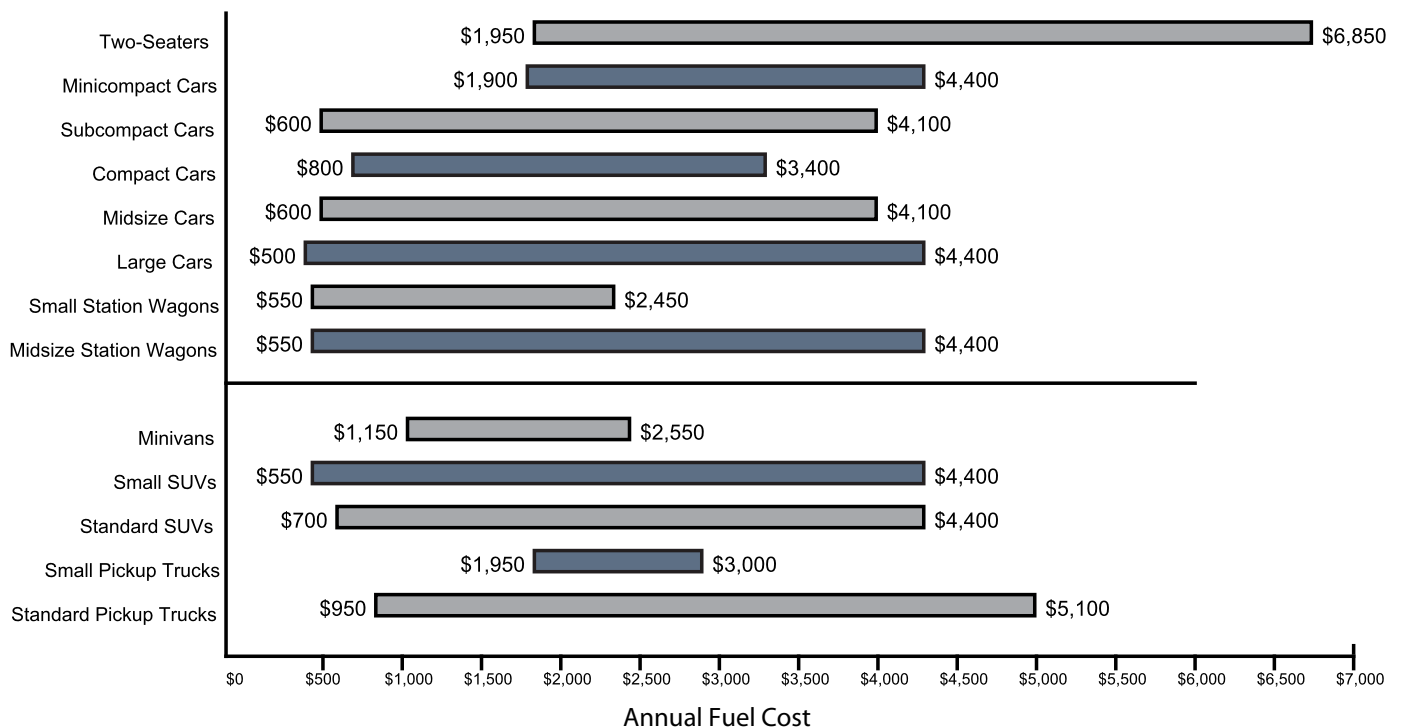
Lighter Vehicles

Reducing vehicle weight improves fuel economy, so manufacturers are beginning to redesign vehicles to weigh less while maintaining performance and safety. For example, replacing a steel body with one made from a lighter-weight material, such as aluminum, can reduce vehicle weight by hundreds of pounds.

ANNUAL FUEL COST RANGES FOR VEHICLE CLASSES



The graph below provides the annual fuel cost ranges for the vehicles in each class so you can see where a given vehicle's cost falls within its class. Annual fuel costs assume that you travel 15,000 miles each year, drive 55% in the city and 45% on the highway, and that fuel costs \$3.38/gallon for regular unleaded gasoline, \$4.10/gallon for premium, \$3.72/gallon for diesel, and \$0.13/kWh for electricity. Visit fuelconomy.gov to calculate the annual fuel cost for a specific vehicle based on your own driving conditions and fuel prices.



Fuel economy estimates on this chart do not include vehicles operating on compressed natural gas (CNG), E85, or hydrogen.

MOST EFFICIENT VEHICLES

Listed below are vehicles with the highest fuel economy in the most popular classes. For each vehicle class, we list the most efficient vehicle. If the most fuel efficient vehicle is a plug-in hybrid (PHEV) or all-electric vehicle (EV), we also list the most fuel efficient conventional vehicle. Rankings are based on combined city and highway fuel economy estimates, which assume 55% city driving and 45% highway

driving. Please note that many vehicle models come in a range of engine sizes and trim lines, resulting in different fuel economy values. If there is only one vehicle in a class, a fuel economy leader is not listed. For an up-to-date list of fuel economy leaders, visit fuelconomy.gov.

| | Trans Type / Speeds | Eng Size / Cylinders | MPG(e) Combined |
|---|------------------------|-------------------------|--------------------|
| TWO-SEATER CARS | | | |
| BMW | | | |
| Z4 sDrive30i..... | A-S8..... | 2.0L/4cyl..... | 28 |
| TOYOTA | | | |
| GR Supra..... | A-S8..... | 2.0L/4cyl..... | 28 |
| MINICOMPACT CARS | | | |
| MINI | | | |
| Cooper Convertible..... | AM-S7..... | 1.5L/3cyl..... | 32 |
| SUBCOMPACT CARS | | | |
| MINI | | | |
| Cooper SE Hardtop 2 door (EV)..... | A-1..... | | 110* |
| CHEVROLET | | | |
| Spark..... | AV..... | 1.4L/4cyl..... | 33 |
| Spark..... | M-5..... | 1.4L/4cyl..... | 33 |
| Spark ACTIV..... | AV..... | 1.4L/4cyl..... | 33 |
| COMPACT CARS | | | |
| PORSCHE | | | |
| Taycan 4S Perf Battery (EV)..... | A-2..... | | 79* |
| Taycan Perf Battery (EV)..... | A-2..... | | 79* |
| TOYOTA | | | |
| Corolla Hybrid..... | AV..... | 1.8L/4cyl..... | 52 |
| MIDSIZE CARS | | | |
| NISSAN | | | |
| Leaf (40 kW-hr battery pack) (EV)..... | A-1..... | | 111* |
| TOYOTA | | | |
| Prius Eco (hybrid)..... | AV..... | 1.8L/4cyl..... | 56 |
| LARGE CARS | | | |
| LUCID | | | |
| Air G Touring AWD w/19in wheels (EV)..... | A-1..... | | 131* |
| HYUNDAI | | | |
| Ioniq Blue (hybrid)..... | AM-S6..... | 1.6L/4cyl..... | 59 |
| SMALL STATION WAGONS | | | |
| CHEVROLET | | | |
| Bolt EV..... | AV..... | | 120* |
| KIA | | | |
| Niro FE (hybrid)..... | AM-S6..... | 1.6L/4cyl..... | 50 |
| MIDSIZE STATION WAGONS | | | |
| KIA | | | |
| EV6 RWD (Long Range) (EV)..... | A-1..... | | 117* |
| EV6 RWD (Standard Range) (EV)..... | A-1..... | | 117* |
| VOLVO | | | |
| V90CC B6 AWD..... | A-S8..... | 2.0L/4cyl..... | 25 |
| SMALL PICKUP TRUCKS | | | |
| FORD | | | |
| Maverick FWD..... | A-8..... | 2.0L/4cyl..... | 26 |
| STANDARD PICKUP TRUCKS | | | |
| RIVIAN | | | |
| R1T (EV)..... | A-1..... | | 70* |
| CHEVROLET | | | |
| Silverado 2WD (diesel)..... | A-10..... | 3.0L/6cyl..... | 26 |
| GMC | | | |
| Sierra 2WD (diesel)..... | A-10..... | 3.0L/6cyl..... | 26 |
| RAM | | | |
| 1500 2WD (diesel)..... | A-8..... | 3.0L/6cyl..... | 26 |
| 1500 HFE 2WD (diesel)..... | A-8..... | 3.0L/6cyl..... | 26 |
| MINIVANS | | | |
| CHRYSLER | | | |
| Pacifica Hybrid (PHEV)..... | AV..... | 3.6L/6cyl..... | 48† |
| TOYOTA | | | |
| Sienna 2WD (hybrid)..... | AV-S6..... | 2.5L/4cyl..... | 36 |
| SMALL SPORT UTILITY VEHICLES | | | |
| HYUNDAI | | | |
| Kona Electric (EV)..... | A-1..... | | 120* |
| FORD | | | |
| Escape FWD HEV (hybrid)..... | AV..... | 2.5L/4cyl..... | 41 |
| STANDARD SPORT UTILITY VEHICLES | | | |
| AUDI | | | |
| Q4 e-tron quattro (EV)..... | A-1..... | | 95* |
| Q4 e-tron Sportback quattro (EV)..... | A-1..... | | 95* |
| TOYOTA | | | |
| Highlander Hybrid AWD..... | AV-S6..... | 2.5L/4cyl..... | 35 |
| Highlander Hybrid AWD LTD/PLAT..... | AV-S6..... | 2.5L/4cyl..... | 35 |

* This is an electric vehicle. Since electricity is not measured in gallons, a conversion factor is used to translate the fuel economy into miles per gallon of gasoline equivalent (MPGe).

† This vehicle is a plug-in hybrid, which runs on both gasoline and electricity. Since electricity is not measured in gallons, a conversion factor is used to translate the fuel economy when running on electricity into miles per gallon of gasoline equivalent (MPGe). The combined MPGe estimate includes both city and highway driving and gasoline and electric energy use.

2022 MODEL YEAR VEHICLES

This section contains the fuel economy values for 2022 model year vehicles. Additional information for alternative fuel vehicles can be found on pages 35–43. Alternative fuel vehicles are highlighted

with an orange bar, and those that can use two kinds of fuel, such as flexible fuel vehicles, have an entry for each fuel type. The most fuel-efficient vehicles in each class are marked with a blue pointer (▶).



ABBREVIATIONS USED IN THIS GUIDE:

▶.....Highest MPG in Class

2WD.....Two-Wheel Drive

4WD.....Four-Wheel Drive

A.....Automatic Transmission

A-S.....Automatic Transmission-Select Shift

AM.....Automated Manual

AM-S.....Automated Manual-Selectable

AV.....Continuously Variable Transmission

AV-S.....Continuously Variable Transmission with Select Shift

AWD.....All-Wheel Drive

CD.....With Cylinder Deactivation

City.....MPG on City Test Procedure

Cyl.....Cylinders

Comb.....Combined

D.....Ultra-Low Sulfur Diesel

E85.....85% Ethanol/15% Gasoline

Eng Size..... Engine Volume in Liters

EV.....Electric Vehicle

FFV.....Flexible Fuel Vehicle

FWD.....Front-Wheel Drive

Gas.....Regular Gasoline

GHG.....Greenhouse Gas

GVWR.....Gross Vehicle Weight Rating

HP.....Horsepower

HEV.....Hybrid-Electric Vehicle

Hwy.....MPG on Highway Test Procedure

Li-ion.....Lithium ion

LWB.....Long Wheelbase

M.....Manual Transmission

MDPV.....Medium-Duty Passenger Vehicle

Mid.....Midgrade Gasoline

MHEV.....Mild Hybrid-Electric Vehicle

Mode.....Multimode Transmission

MPG.....Miles per Gallon

NA.....Not Available

Ni-MH.....Nickel-Metal Hydride

P.....Premium Gasoline Recommended

PHEV.....Plug-in Hybrid Electric Vehicle

PR.....Premium Gasoline Required

PT4.....Part-time 4WD

RWD.....Rear Wheel Drive

S.....Supercharger

S-Mode.....Transmission with Sport Mode

Spt Pkg.....Sport Package

SS.....Stop-Start Technology

T.....Turbocharger

Tax.....Subject to Gas Guzzler Tax

Trans.....Transmission

XFE.....Optional Technology Package

| Manufacturer Model Configuration (trans, eng size, cyl) | MPG | | Annual Fuel Cost | GHG Rating | Notes |
|---|------|----------|------------------|------------|-------|
| | Comb | City/Hwy | | | |
| TWO-SEATER CARS | | | | | |

AUDI

R8 Coupe

| | | | | | |
|--------------------|----|-------|---------|---|-----------|
| AM-S7, 5.2L, 10cyl | 15 | 13/19 | \$4,100 | 2 | PR Tax CD |
|--------------------|----|-------|---------|---|-----------|

R8 Coupe RWD

| | | | | | |
|--------------------|----|-------|---------|---|-----------|
| AM-S7, 5.2L, 10cyl | 17 | 14/23 | \$3,600 | 3 | PR Tax CD |
|--------------------|----|-------|---------|---|-----------|

R8 Spyder

| | | | | | |
|--------------------|----|-------|---------|---|-----------|
| AM-S7, 5.2L, 10cyl | 15 | 13/19 | \$4,100 | 2 | PR Tax CD |
|--------------------|----|-------|---------|---|-----------|

R8 Spyder RWD

| | | | | | |
|--------------------|----|-------|---------|---|-----------|
| AM-S7, 5.2L, 10cyl | 17 | 14/23 | \$3,600 | 3 | PR Tax CD |
|--------------------|----|-------|---------|---|-----------|

TT Roadster quattro

| | | | | | |
|-------------------|----|-------|---------|---|------|
| AM-S7, 2.0L, 4cyl | 26 | 23/30 | \$1,950 | 5 | T SS |
|-------------------|----|-------|---------|---|------|

BMW

Z4 M40i

| | | | | | |
|------------------|----|-------|---------|---|--------|
| A-S8, 3.0L, 6cyl | 25 | 22/29 | \$2,450 | 5 | P T SS |
|------------------|----|-------|---------|---|--------|

Z4 sDrive30i

| | | | | | |
|------------------|----|-------|---------|---|--------|
| A-S8, 2.0L, 4cyl | 28 | 25/32 | \$2,200 | 6 | P T SS |
|------------------|----|-------|---------|---|--------|

BUGATTI

Chiron

| | | | | | |
|--------------------|----|------|---------|---|-----------|
| AM-S7, 8.0L, 16cyl | 11 | 9/14 | \$5,600 | 1 | P R T Tax |
|--------------------|----|------|---------|---|-----------|

Chiron Pur Sport

| | | | | | |
|--------------------|---|------|---------|---|-----------|
| AM-S7, 8.0L, 16cyl | 9 | 8/11 | \$6,850 | 1 | P R T Tax |
|--------------------|---|------|---------|---|-----------|

Chiron Super Sport

| | | | | | |
|--------------------|---|------|---------|---|-----------|
| AM-S7, 8.0L, 16cyl | 9 | 8/11 | \$6,850 | 1 | P R T Tax |
|--------------------|---|------|---------|---|-----------|

CHEVROLET

Corvette

| | | | | | |
|------------------|----|-------|---------|---|-------|
| A-S8, 6.2L, 8cyl | 19 | 16/24 | \$3,250 | 4 | PR CD |
|------------------|----|-------|---------|---|-------|

FERRARI

812 Competizione

| | | | | | |
|-------------------|----|-------|---------|---|-----------|
| AM-7, 6.5L, 12cyl | 14 | 12/16 | \$4,400 | 2 | PR Tax SS |
|-------------------|----|-------|---------|---|-----------|

812 GTS

| | | | | | |
|-------------------|----|-------|---------|---|-----------|
| AM-7, 6.5L, 12cyl | 13 | 12/15 | \$4,750 | 1 | PR Tax SS |
|-------------------|----|-------|---------|---|-----------|

F8 Spider

| | | | | | |
|------------------|----|-------|---------|---|--------------|
| AM-7, 3.9L, 8cyl | 16 | 15/18 | \$3,850 | 3 | P R T Tax SS |
|------------------|----|-------|---------|---|--------------|

F8 Tributo

| | | | | | |
|------------------|----|-------|---------|---|--------------|
| AM-7, 3.9L, 8cyl | 16 | 15/19 | \$3,850 | 3 | P R T Tax SS |
|------------------|----|-------|---------|---|--------------|

JAGUAR

F-Type P450 AWD R-Dynamic Convertible

| | | | | | |
|------------------|----|-------|---------|---|--------|
| A-S8, 5.0L, 8cyl | 18 | 16/24 | \$3,400 | 3 | P S SS |
|------------------|----|-------|---------|---|--------|

F-Type P450 AWD R-Dynamic Coupe

| | | | | | |
|------------------|----|-------|---------|---|--------|
| A-S8, 5.0L, 8cyl | 18 | 16/24 | \$3,400 | 3 | P S SS |
|------------------|----|-------|---------|---|--------|

F-Type P450 RWD Convertible

| | | | | | |
|------------------|----|-------|---------|---|--------|
| A-S8, 5.0L, 8cyl | 19 | 17/24 | \$3,250 | 4 | P S SS |
|------------------|----|-------|---------|---|--------|

F-Type P450 RWD Coupe

| | | | | | |
|------------------|----|-------|---------|---|--------|
| A-S8, 5.0L, 8cyl | 19 | 17/24 | \$3,250 | 4 | P S SS |
|------------------|----|-------|---------|---|--------|

F-Type R AWD Convertible

| | | | | | |
|------------------|----|-------|---------|---|--------|
| A-S8, 5.0L, 8cyl | 18 | 16/24 | \$3,400 | 3 | P S SS |
|------------------|----|-------|---------|---|--------|

| Manufacturer Model Configuration (trans, eng size, cyl) | MPG | | Annual Fuel Cost | GHG Rating | Notes |
|---|------|----------|------------------|------------|-------|
| | Comb | City/Hwy | | | |

F-Type R AWD Coupe

| | | | | | |
|------------------|----|-------|---------|---|--------|
| A-S8, 5.0L, 8cyl | 18 | 16/24 | \$3,400 | 3 | P S SS |
|------------------|----|-------|---------|---|--------|

LAMBORGHINI

Huracan Coupe

| | | | | | |
|--------------------|----|-------|---------|---|-----------|
| AM-S7, 5.2L, 10cyl | 15 | 13/18 | \$4,100 | 2 | PR Tax CD |
|--------------------|----|-------|---------|---|-----------|

Huracan Coupe RWD

| | | | | | |
|--------------------|----|-------|---------|---|-----------|
| AM-S7, 5.2L, 10cyl | 15 | 13/18 | \$4,100 | 2 | PR Tax CD |
|--------------------|----|-------|---------|---|-----------|

Huracan Spyder

| | | | | | |
|--------------------|----|-------|---------|---|-----------|
| AM-S7, 5.2L, 10cyl | 15 | 13/18 | \$4,100 | 2 | PR Tax CD |
|--------------------|----|-------|---------|---|-----------|

Huracan Spyder RWD

| | | | | | |
|--------------------|----|-------|---------|---|-----------|
| AM-S7, 5.2L, 10cyl | 15 | 13/18 | \$4,100 | 2 | PR Tax CD |
|--------------------|----|-------|---------|---|-----------|

MASERATI

MC20

| | | | | | |
|------------------|----|-------|---------|---|-------|
| A-S8, 3.0L, 6cyl | 18 | 15/25 | \$3,400 | 3 | P R T |
|------------------|----|-------|---------|---|-------|

MCLAREN AUTOMOTIVE

720S Coupe

| | | | | | |
|-------------------|----|-------|---------|---|-----|
| AM-S7, 4.0L, 8cyl | 18 | 15/22 | \$3,400 | 3 | P T |
|-------------------|----|-------|---------|---|-----|

720S Spider

| | | | | | |
|-------------------|----|-------|---------|---|-----|
| AM-S7, 4.0L, 8cyl | 18 | 15/22 | \$3,400 | 3 | P T |
|-------------------|----|-------|---------|---|-----|

PORSCHE

718 Boxster

| | | | | | |
|-------------------|----|-------|---------|---|----------|
| AM-S7, 2.0L, 4cyl | 24 | 21/27 | \$2,550 | 5 | P R T SS |
|-------------------|----|-------|---------|---|----------|

| | | | | | |
|-----------------|----|-------|---------|---|----------|
| M-6, 2.0L, 4cyl | 22 | 20/26 | \$2,800 | 5 | P R T SS |
|-----------------|----|-------|---------|---|----------|

718 Boxster GTS

| | | | | | |
|-------------------|----|-------|---------|---|---|
| AM-S7, 4.0L, 6cyl | 21 | 19/24 | \$2,950 | 4 | P |
|-------------------|----|-------|---------|---|---|

| | | | | | |
|-----------------|----|-------|---------|---|----|
| M-6, 4.0L, 6cyl | 19 | 17/24 | \$3,250 | 4 | PR |
|-----------------|----|-------|---------|---|----|

718 Boxster S

| | | | | | |
|-------------------|----|-------|---------|---|----------|
| AM-S7, 2.5L, 4cyl | 22 | 19/25 | \$2,800 | 5 | P R T SS |
|-------------------|----|-------|---------|---|----------|

| | | | | | |
|-----------------|----|-------|---------|---|----------|
| M-6, 2.5L, 4cyl | 21 | 19/24 | \$2,950 | 4 | P R T SS |
|-----------------|----|-------|---------|---|----------|

718 Boxster T

| | | | | | |
|-------------------|----|-------|---------|---|----------|
| AM-S7, 2.0L, 4cyl | 23 | 21/27 | \$2,650 | 5 | P R T SS |
|-------------------|----|-------|---------|---|----------|

| | | | | | |
|-----------------|----|-------|---------|---|----------|
| M-6, 2.0L, 4cyl | 22 | 20/26 | \$2,800 | 5 | P R T SS |
|-----------------|----|-------|---------|---|----------|

718 Cayman

| | | | | | |
|-------------------|----|-------|---------|---|----------|
| AM-S7, 2.0L, 4cyl | 24 | 21/27 | \$2,550 | 5 | P R T SS |
|-------------------|----|-------|---------|---|----------|

| | | | | | |
|-----------------|----|-------|---------|---|----------|
| M-6, 2.0L, 4cyl | 22 | 20/26 | \$2,800 | 5 | P R T SS |
|-----------------|----|-------|---------|---|----------|

718 Cayman GT4

| | | | | | |
|-------------------|----|-------|---------|---|----|
| AM-S7, 4.0L, 6cyl | 20 | 18/24 | \$3,100 | 4 | PR |
|-------------------|----|-------|---------|---|----|

| | | | | | |
|-----------------|----|-------|---------|---|----|
| M-6, 4.0L, 6cyl | 19 | 17/23 | \$3,250 | 4 | PR |
|-----------------|----|-------|---------|---|----|

718 Cayman GTS

| | | | | | |
|-------------------|----|-------|---------|---|---|
| AM-S7, 4.0L, 6cyl | 21 | 19/24 | \$2,950 | 4 | P |
|-------------------|----|-------|---------|---|---|

| | | | | | |
|-----------------|----|-------|---------|---|----|
| M-6, 4.0L, 6cyl | 19 | 17/24 | \$3,250 | 4 | PR |
|-----------------|----|-------|---------|---|----|

718 Cayman S

| | | | | | |
|-------------------|----|-------|---------|---|----------|
| AM-S7, 2.5L, 4cyl | 22 | 19/25 | \$2,800 | 5 | P R T SS |
|-------------------|----|-------|---------|---|----------|

| | | | | | |
|-----------------|----|-------|---------|---|----------|
| M-6, 2.5L, 4cyl | 21 | 19/24 | \$2,950 | 4 | P R T SS |
|-----------------|----|-------|---------|---|----------|

718 Cayman T

| | | | | | |
|-------------------|----|-------|---------|---|----------|
| AM-S7, 2.0L, 4cyl | 23 | 21/27 | \$2,650 | 5 | P R T SS |
|-------------------|----|-------|---------|---|----------|

| | | | | | |
|-----------------|----|-------|---------|---|----------|
| M-6, 2.0L, 4cyl | 22 | 20/26 | \$2,800 | 5 | P R T SS |
|-----------------|----|-------|---------|---|----------|

718 Spyder

| | | | | | |
|-------------------|----|-------|---------|---|----|
| AM-S7, 4.0L, 6cyl | 20 | 18/24 | \$3,100 | 4 | PR |
|-------------------|----|-------|---------|---|----|

| | | | | | |
|-----------------|----|-------|---------|---|----|
| M-6, 4.0L, 6cyl | 19 | 17/23 | \$3,250 | 4 | PR |
|-----------------|----|-------|---------|---|----|

| Manufacturer Model Configuration (trans, eng size, cyl) | MPG | | Annual Fuel Cost | GHG Rating | Notes |
|---|------|----------|------------------|------------|-------|
| | Comb | City/Hwy | | | |

911 GT3

| | | | | | |
|-------------------|----|-------|---------|---|-----------|
| AM-S7, 4.0L, 6cyl | 16 | 15/18 | \$3,850 | 3 | PR Tax SS |
| M-6, 4.0L, 6cyl | 16 | 14/18 | \$3,850 | 3 | PR Tax |

911 GT3 Touring

| | | | | | |
|-------------------|----|-------|---------|---|-----------|
| AM-S7, 4.0L, 6cyl | 16 | 15/18 | \$3,850 | 3 | PR Tax SS |
| M-6, 4.0L, 6cyl | 16 | 14/18 | \$3,850 | 3 | PR Tax |

TOYOTA

GR Supra

| | | | | | |
|------------------|----|-------|---------|---|--------|
| A-S8, 2.0L, 4cyl | 28 | 25/32 | \$2,200 | 6 | P T SS |
| A-S8, 3.0L, 6cyl | 25 | 22/30 | \$2,450 | 5 | P T SS |

MINICOMPACT CARS

ASTON MARTIN

DB11 V8

| | | | | | |
|-----------------|----|-------|---------|---|-----|
| A-8, 4.0L, 8cyl | 20 | 18/24 | \$3,100 | 4 | P T |
|-----------------|----|-------|---------|---|-----|

BENTLEY

Continental GT Speed Convertible

| | | | | | |
|--------------------|----|-------|---------|---|---------------|
| AM-S8, 6.0L, 12cyl | 14 | 12/18 | \$4,400 | 2 | P T Tax CD SS |
|--------------------|----|-------|---------|---|---------------|

Continental GT V8 Convertible

| | | | | | |
|-------------------|----|-------|---------|---|-----------|
| AM-S8, 4.0L, 8cyl | 19 | 16/26 | \$3,250 | 4 | P T CD SS |
|-------------------|----|-------|---------|---|-----------|

FERRARI

Portofino M

| | | | | | |
|------------------|----|-------|---------|---|----------|
| AM-8, 3.9L, 8cyl | 19 | 16/23 | \$3,250 | 4 | P R T SS |
|------------------|----|-------|---------|---|----------|

LEXUS

LC 500 Convertible

| | | | | | |
|-------------------|----|-------|---------|---|----|
| A-S10, 5.0L, 8cyl | 18 | 15/25 | \$3,400 | 3 | PR |
|-------------------|----|-------|---------|---|----|

MINI

Cooper Convertible

| | | | | | |
|------------------|----|-------|---------|---|--------|
| A-S7, 1.5L, 3cyl | 32 | 29/38 | \$1,900 | 7 | P T SS |
| M-6, 1.5L, 3cyl | 31 | 27/37 | \$2,000 | 7 | P T SS |

Cooper S Convertible

| | | | | | |
|-------------------|----|-------|---------|---|-----|
| AM-S7, 2.0L, 4cyl | 30 | 27/36 | \$2,050 | 6 | P T |
| M-6, 2.0L, 4cyl | 26 | 23/33 | \$2,350 | 5 | P T |

John Cooper Works Convertible

| | | | | | |
|------------------|----|-------|---------|---|--------|
| A-S8, 2.0L, 4cyl | 28 | 24/33 | \$2,200 | 6 | P T SS |
|------------------|----|-------|---------|---|--------|

PORSCHE

911 Carrera

| | | | | | |
|-------------------|----|-------|---------|---|----------|
| AM-S8, 3.0L, 6cyl | 20 | 18/24 | \$3,100 | 4 | P R T SS |
|-------------------|----|-------|---------|---|----------|

911 Carrera 4

| | | | | | |
|-------------------|----|-------|---------|---|----------|
| AM-S8, 3.0L, 6cyl | 20 | 18/24 | \$3,100 | 4 | P R T SS |
|-------------------|----|-------|---------|---|----------|

911 Carrera 4 Cabriolet

| | | | | | |
|-------------------|----|-------|---------|---|----------|
| AM-S8, 3.0L, 6cyl | 20 | 18/24 | \$3,100 | 4 | P R T SS |
|-------------------|----|-------|---------|---|----------|

911 Carrera 4S

| | | | | | |
|-------------------|----|-------|---------|---|----------|
| AM-S8, 3.0L, 6cyl | 20 | 18/23 | \$3,100 | 4 | P R T SS |
| M-7, 3.0L, 6cyl | 20 | 17/25 | \$3,100 | 4 | P R T SS |

911 Carrera 4S Cabriolet

| | | | | | |
|-------------------|----|-------|---------|---|----------|
| AM-S8, 3.0L, 6cyl | 20 | 18/23 | \$3,100 | 4 | P R T SS |
| M-7, 3.0L, 6cyl | 20 | 17/24 | \$3,100 | 4 | P R T SS |

| Manufacturer Model Configuration (trans, eng size, cyl) | MPG | | Annual Fuel Cost | GHG Rating | Notes |
|---|------|----------|------------------|------------|-------|
| | Comb | City/Hwy | | | |

911 Carrera Cabriolet

| | | | | | |
|-------------------|----|-------|---------|---|----------|
| AM-S8, 3.0L, 6cyl | 20 | 18/24 | \$3,100 | 4 | P R T SS |
|-------------------|----|-------|---------|---|----------|

911 Carrera S

| | | | | | |
|-------------------|----|-------|---------|---|----------|
| AM-S8, 3.0L, 6cyl | 20 | 18/23 | \$3,100 | 4 | P R T SS |
| M-7, 3.0L, 6cyl | 21 | 18/25 | \$2,950 | 4 | P R T SS |

911 Carrera S Cabriolet

| | | | | | |
|-------------------|----|-------|---------|---|----------|
| AM-S8, 3.0L, 6cyl | 20 | 18/23 | \$3,100 | 4 | P R T SS |
| M-7, 3.0L, 6cyl | 20 | 17/25 | \$3,100 | 4 | P R T SS |

911 Targa 4

| | | | | | |
|-------------------|----|-------|---------|---|----------|
| AM-S8, 3.0L, 6cyl | 20 | 18/24 | \$3,100 | 4 | P R T SS |
|-------------------|----|-------|---------|---|----------|

911 Targa 4S

| | | | | | |
|-------------------|----|-------|---------|---|----------|
| AM-S8, 3.0L, 6cyl | 20 | 18/23 | \$3,100 | 4 | P R T SS |
| M-7, 3.0L, 6cyl | 20 | 17/24 | \$3,100 | 4 | P R T SS |

911 Turbo

| | | | | | |
|-------------------|----|-------|---------|---|--------------|
| AM-S8, 3.7L, 6cyl | 17 | 15/20 | \$3,600 | 3 | P R T Tax SS |
|-------------------|----|-------|---------|---|--------------|

911 Turbo Cabriolet

| | | | | | |
|-------------------|----|-------|---------|---|--------------|
| AM-S8, 3.7L, 6cyl | 17 | 15/20 | \$3,600 | 3 | P R T Tax SS |
|-------------------|----|-------|---------|---|--------------|

911 Turbo S

| | | | | | |
|-------------------|----|-------|---------|---|----------|
| AM-S8, 3.7L, 6cyl | 17 | 15/20 | \$3,600 | 3 | P R T SS |
|-------------------|----|-------|---------|---|----------|

911 Turbo S Cabriolet

| | | | | | |
|-------------------|----|-------|---------|---|--------------|
| AM-S8, 3.7L, 6cyl | 17 | 15/20 | \$3,600 | 3 | P R T Tax SS |
|-------------------|----|-------|---------|---|--------------|

SUBARU

BRZ

| | | | | | |
|------------------|----|-------|---------|---|----|
| A-S6, 2.4L, 4cyl | 25 | 21/30 | \$2,450 | 5 | PR |
| M-6, 2.4L, 4cyl | 22 | 20/27 | \$2,800 | 5 | PR |

TOYOTA

GR 86

| | | | | | |
|------------------|----|-------|---------|---|----|
| A-S6, 2.4L, 4cyl | 25 | 21/31 | \$2,450 | 5 | PR |
| M-6, 2.4L, 4cyl | 22 | 20/27 | \$2,800 | 5 | PR |

SUBCOMPACT CARS

AUDI

A3

| | | | | | |
|-------------------|----|-------|---------|---|-----------|
| AM-S7, 2.0L, 4cyl | 32 | 29/38 | \$1,600 | 7 | T MHEV SS |
|-------------------|----|-------|---------|---|-----------|

A3 quattro

| | | | | | |
|-------------------|----|-------|---------|---|-----------|
| AM-S7, 2.0L, 4cyl | 31 | 28/36 | \$1,650 | 7 | T MHEV SS |
|-------------------|----|-------|---------|---|-----------|

A5 Cabriolet quattro

| | | | | | |
|-------------------|----|-------|---------|---|-------------|
| AM-S7, 2.0L, 4cyl | 26 | 23/31 | \$2,350 | 5 | P T MHEV SS |
|-------------------|----|-------|---------|---|-------------|

A5 Coupe quattro

| | | | | | |
|-------------------|----|-------|---------|---|-------------|
| AM-S7, 2.0L, 4cyl | 27 | 24/31 | \$2,300 | 6 | P T MHEV SS |
|-------------------|----|-------|---------|---|-------------|

RS 5 Coupe

| | | | | | |
|------------------|----|-------|---------|---|-----|
| A-S8, 2.9L, 6cyl | 21 | 18/25 | \$2,950 | 4 | P T |
|------------------|----|-------|---------|---|-----|

S3

| | | | | | |
|-------------------|----|-------|---------|---|--------|
| AM-S7, 2.0L, 4cyl | 27 | 23/32 | \$2,300 | 6 | P T SS |
|-------------------|----|-------|---------|---|--------|

S5 Cabriolet

| | | | | | |
|------------------|----|-------|---------|---|--------|
| A-S8, 3.0L, 6cyl | 23 | 21/28 | \$2,650 | 5 | P T SS |
|------------------|----|-------|---------|---|--------|

S5 Coupe

| | | | | | |
|------------------|----|-------|---------|---|--------|
| A-S8, 3.0L, 6cyl | 24 | 21/30 | \$2,550 | 5 | P T SS |
|------------------|----|-------|---------|---|--------|

TT Coupe quattro

| | | | | | |
|-------------------|----|-------|---------|---|------|
| AM-S7, 2.0L, 4cyl | 26 | 23/30 | \$1,950 | 5 | T SS |
|-------------------|----|-------|---------|---|------|

TT RS Coupe

| | | | | | |
|-------------------|----|-------|---------|---|-----|
| AM-S7, 2.5L, 5cyl | 23 | 20/29 | \$2,650 | 5 | P T |
|-------------------|----|-------|---------|---|-----|

| Manufacturer Model Configuration (trans, eng size, cyl) | MPG | | Annual Fuel Cost | GHG Rating | Notes |
|---|------|----------|------------------|------------|-------|
| | Comb | City/Hwy | | | |

TTS Coupe quattro

| | | | | | |
|-------------------|----|-------|---------|---|--------|
| AM-S7, 2.0L, 4cyl | 26 | 23/31 | \$2,350 | 5 | P T SS |
|-------------------|----|-------|---------|---|--------|

BENTLEY

Continental GT

| | | | | | |
|-------------------|----|-------|---------|---|-----------|
| AM-S8, 4.0L, 8cyl | 19 | 16/26 | \$3,250 | 4 | P T CD SS |
|-------------------|----|-------|---------|---|-----------|

Continental GT Speed

| | | | | | |
|--------------------|----|-------|---------|---|---------------|
| AM-S8, 6.0L, 12cyl | 15 | 12/20 | \$4,100 | 2 | P T Tax CD SS |
|--------------------|----|-------|---------|---|---------------|

BMW

230i Coupe

| | | | | | |
|------------------|----|-------|---------|---|--------|
| A-S8, 2.0L, 4cyl | 29 | 26/35 | \$2,100 | 6 | P T SS |
|------------------|----|-------|---------|---|--------|

430i Convertible

| | | | | | |
|------------------|----|-------|---------|---|--------|
| A-S8, 2.0L, 4cyl | 28 | 25/34 | \$2,200 | 6 | P T SS |
|------------------|----|-------|---------|---|--------|

430i Coupe

| | | | | | |
|------------------|----|-------|---------|---|--------|
| A-S8, 2.0L, 4cyl | 28 | 25/34 | \$2,200 | 6 | P T SS |
|------------------|----|-------|---------|---|--------|

430i xDrive Convertible

| | | | | | |
|------------------|----|-------|---------|---|--------|
| A-S8, 2.0L, 4cyl | 27 | 23/33 | \$2,300 | 6 | P T SS |
|------------------|----|-------|---------|---|--------|

430i xDrive Coupe

| | | | | | |
|------------------|----|-------|---------|---|--------|
| A-S8, 2.0L, 4cyl | 27 | 23/33 | \$2,300 | 6 | P T SS |
|------------------|----|-------|---------|---|--------|

840i Convertible

| | | | | | |
|------------------|----|-------|---------|---|--------|
| A-S8, 3.0L, 6cyl | 25 | 22/29 | \$2,450 | 5 | P T SS |
|------------------|----|-------|---------|---|--------|

840i Coupe

| | | | | | |
|------------------|----|-------|---------|---|--------|
| A-S8, 3.0L, 6cyl | 25 | 23/30 | \$2,450 | 5 | P T SS |
|------------------|----|-------|---------|---|--------|

840i xDrive Convertible

| | | | | | |
|------------------|----|-------|---------|---|--------|
| A-S8, 3.0L, 6cyl | 23 | 20/27 | \$2,650 | 5 | P T SS |
|------------------|----|-------|---------|---|--------|

840i xDrive Coupe

| | | | | | |
|------------------|----|-------|---------|---|--------|
| A-S8, 3.0L, 6cyl | 23 | 20/27 | \$2,650 | 5 | P T SS |
|------------------|----|-------|---------|---|--------|

M240i xDrive Coupe

| | | | | | |
|------------------|----|-------|---------|---|--------|
| A-S8, 3.0L, 6cyl | 26 | 23/32 | \$2,350 | 5 | P T SS |
|------------------|----|-------|---------|---|--------|

M4 Competition Coupe

| | | | | | |
|------------------|----|-------|---------|---|----------|
| A-S8, 3.0L, 6cyl | 19 | 16/23 | \$3,250 | 4 | P R T SS |
|------------------|----|-------|---------|---|----------|

M4 Competition M xDrive Convertible

| | | | | | |
|------------------|----|-------|---------|---|----------|
| A-S8, 3.0L, 6cyl | 18 | 16/23 | \$3,400 | 3 | P R T SS |
|------------------|----|-------|---------|---|----------|

M4 Competition M xDrive Coupe

| | | | | | |
|------------------|----|-------|---------|---|----------|
| A-S8, 3.0L, 6cyl | 18 | 16/22 | \$3,400 | 3 | P R T SS |
|------------------|----|-------|---------|---|----------|

M4 Coupe

| | | | | | |
|-----------------|----|-------|---------|---|----------|
| M-6, 3.0L, 6cyl | 19 | 16/23 | \$3,250 | 4 | P R T SS |
|-----------------|----|-------|---------|---|----------|

M440i Convertible

| | | | | | |
|------------------|----|-------|---------|---|-------------|
| A-S8, 3.0L, 6cyl | 26 | 23/31 | \$2,350 | 5 | P T MHEV SS |
|------------------|----|-------|---------|---|-------------|

M440i Coupe

| | | | | | |
|------------------|----|-------|---------|---|-------------|
| A-S8, 3.0L, 6cyl | 28 | 25/34 | \$2,200 | 6 | P T MHEV SS |
|------------------|----|-------|---------|---|-------------|

M440i xDrive Convertible

| | | | | | |
|------------------|----|-------|---------|---|-------------|
| A-S8, 3.0L, 6cyl | 26 | 23/31 | \$2,350 | 5 | P T MHEV SS |
|------------------|----|-------|---------|---|-------------|

M440i xDrive Coupe

| | | | | | |
|------------------|----|-------|---------|---|-------------|
| A-S8, 3.0L, 6cyl | 26 | 23/32 | \$2,350 | 5 | P T MHEV SS |
|------------------|----|-------|---------|---|-------------|

M8 Competition Convertible

| | | | | | |
|------------------|----|-------|---------|---|------------|
| A-S8, 4.4L, 8cyl | 17 | 15/21 | \$3,600 | 3 | P T Tax SS |
|------------------|----|-------|---------|---|------------|

M8 Competition Coupe

| | | | | | |
|------------------|----|-------|---------|---|------------|
| A-S8, 4.4L, 8cyl | 17 | 15/21 | \$3,600 | 3 | P T Tax SS |
|------------------|----|-------|---------|---|------------|

M850i xDrive Convertible

| | | | | | |
|------------------|----|-------|---------|---|--------|
| A-S8, 4.4L, 8cyl | 19 | 17/24 | \$3,250 | 4 | P T SS |
|------------------|----|-------|---------|---|--------|

| Manufacturer Model Configuration (trans, eng size, cyl) | MPG | | Annual Fuel Cost | GHG Rating | Notes |
|---|------|----------|------------------|------------|-------|
| | Comb | City/Hwy | | | |

M850i xDrive Coupe

| | | | | | |
|------------------|----|-------|---------|---|--------|
| A-S8, 4.4L, 8cyl | 20 | 17/25 | \$3,100 | 4 | P T SS |
|------------------|----|-------|---------|---|--------|

CHEVROLET

Camaro

| | | | | | |
|------------------|----|-------|---------|---|-------|
| A-S8, 2.0L, 4cyl | 25 | 22/30 | \$2,450 | 5 | P R T |
|------------------|----|-------|---------|---|-------|

| | | | | | |
|-----------------|----|-------|---------|---|-------|
| M-6, 2.0L, 4cyl | 22 | 19/29 | \$2,800 | 5 | P R T |
|-----------------|----|-------|---------|---|-------|

| | | | | | |
|-------------------|----|-------|---------|---|----|
| A-S10, 3.6L, 6cyl | 22 | 18/29 | \$2,300 | 5 | CD |
|-------------------|----|-------|---------|---|----|

| | | | | | |
|-----------------|----|-------|---------|---|--|
| M-6, 3.6L, 6cyl | 20 | 16/26 | \$2,550 | 4 | |
|-----------------|----|-------|---------|---|--|

| | | | | | |
|-------------------|----|-------|---------|---|--------|
| A-S10, 6.2L, 8cyl | 20 | 16/26 | \$3,100 | 4 | P R CD |
|-------------------|----|-------|---------|---|--------|

| | | | | | |
|-------------------|----|-------|---------|---|-----------|
| A-S10, 6.2L, 8cyl | 16 | 13/21 | \$3,850 | 3 | P R S Tax |
|-------------------|----|-------|---------|---|-----------|

| | | | | | |
|-----------------|----|-------|---------|---|-----|
| M-6, 6.2L, 8cyl | 19 | 16/24 | \$3,250 | 4 | P R |
|-----------------|----|-------|---------|---|-----|

| | | | | | |
|-----------------|----|-------|---------|---|-----------|
| M-6, 6.2L, 8cyl | 16 | 14/20 | \$3,850 | 3 | P R S Tax |
|-----------------|----|-------|---------|---|-----------|

Spark

| | | | | | |
|------------------|----|-------|---------|---|--|
| ▶ AV, 1.4L, 4cyl | 33 | 30/38 | \$1,550 | 7 | |
|------------------|----|-------|---------|---|--|

| | | | | | |
|-------------------|----|-------|---------|---|--|
| ▶ M-5, 1.4L, 4cyl | 33 | 29/38 | \$1,550 | 7 | |
|-------------------|----|-------|---------|---|--|

Spark ACTIV

| | | | | | |
|------------------|----|-------|---------|---|--|
| ▶ AV, 1.4L, 4cyl | 33 | 30/37 | \$1,550 | 7 | |
|------------------|----|-------|---------|---|--|

| | | | | | |
|-----------------|----|-------|---------|---|--|
| M-5, 1.4L, 4cyl | 32 | 29/37 | \$1,600 | 7 | |
|-----------------|----|-------|---------|---|--|

FERRARI

Roma

| | | | | | |
|------------------|----|-------|---------|---|----------|
| AM-8, 3.9L, 8cyl | 19 | 17/22 | \$3,250 | 4 | P R T SS |
|------------------|----|-------|---------|---|----------|

INFINITI

Q60

| | | | | | |
|------------------|----|-------|---------|---|-------|
| A-S7, 3.0L, 6cyl | 22 | 19/28 | \$2,800 | 5 | P R T |
|------------------|----|-------|---------|---|-------|

Q60 AWD

| | | | | | |
|------------------|----|-------|---------|---|-------|
| A-S7, 3.0L, 6cyl | 22 | 19/27 | \$2,800 | 5 | P R T |
|------------------|----|-------|---------|---|-------|

Q60 Red Sport

| | | | | | |
|------------------|----|-------|---------|---|-------|
| A-S7, 3.0L, 6cyl | 22 | 20/27 | \$2,800 | 5 | P R T |
|------------------|----|-------|---------|---|-------|

Q60 Red Sport AWD

| | | | | | |
|------------------|----|-------|---------|---|-------|
| A-S7, 3.0L, 6cyl | 21 | 19/26 | \$2,950 | 4 | P R T |
|------------------|----|-------|---------|---|-------|

LEXUS

LC 500

| | | | | | |
|-------------------|----|-------|---------|---|-----|
| A-S10, 5.0L, 8cyl | 19 | 16/25 | \$3,250 | 4 | P R |
|-------------------|----|-------|---------|---|-----|

LC 500h

| | | | | | |
|--------------------|----|-------|---------|---|------------|
| AV-S10, 3.5L, 6cyl | 29 | 26/34 | \$2,100 | 6 | P R HEV SS |
|--------------------|----|-------|---------|---|------------|

RC 300

| | | | | | |
|------------------|----|-------|---------|---|-------|
| A-S8, 2.0L, 4cyl | 25 | 21/31 | \$2,450 | 5 | P R T |
|------------------|----|-------|---------|---|-------|

RC 300 AWD

| | | | | | |
|------------------|----|-------|---------|---|-----|
| A-S6, 3.5L, 6cyl | 22 | 19/26 | \$2,800 | 5 | P R |
|------------------|----|-------|---------|---|-----|

RC 350

| | | | | | |
|------------------|----|-------|---------|---|-----|
| A-S8, 3.5L, 6cyl | 23 | 20/28 | \$2,650 | 5 | P R |
|------------------|----|-------|---------|---|-----|

RC 350 AWD

| | | | | | |
|------------------|----|-------|---------|---|-----|
| A-S6, 3.5L, 6cyl | 22 | 19/26 | \$2,800 | 5 | P R |
|------------------|----|-------|---------|---|-----|

RC F

| | | | | | |
|------------------|----|-------|---------|---|-----|
| A-S8, 5.0L, 8cyl | 19 | 16/24 | \$3,250 | 4 | P R |
|------------------|----|-------|---------|---|-----|

MERCEDES-BENZ

A220

| | | | | | |
|------------------|----|-------|---------|---|----------|
| AM-7, 2.0L, 4cyl | 28 | 24/35 | \$2,200 | 6 | P R T SS |
|------------------|----|-------|---------|---|----------|

A220 4matic

| | | | | | |
|------------------|----|-------|---------|---|----------|
| AM-7, 2.0L, 4cyl | 28 | 25/35 | \$2,200 | 6 | P R T SS |
|------------------|----|-------|---------|---|----------|

| Manufacturer Model Configuration (trans, eng size, cyl) | MPG | | Annual Fuel Cost | GHG Rating | Notes |
|---|------|----------|------------------|------------|-----------|
| | Comb | City/Hwy | | | |
| AMG A35 4matic | | | | | |
| AM-7, 2.0L, 4cyl | 25 | 22/30 | \$2,450 | 5 | PRTSS |
| AMG C43 4matic Convertible | | | | | |
| A-9, 3.0L, 6cyl | 22 | 19/28 | \$2,800 | 5 | PRTSS |
| AMG C43 4matic Coupe | | | | | |
| A-9, 3.0L, 6cyl | 22 | 19/28 | \$2,800 | 5 | PRTSS |
| AMG E53 4matic Plus Convertible | | | | | |
| A-9, 3.0L, 6cyl | 22 | 20/27 | \$2,800 | 5 | PRMHEVSS |
| AMG E53 4matic Plus Coupe | | | | | |
| A-9, 3.0L, 6cyl | 23 | 20/28 | \$2,650 | 5 | PRMHEVSS |
| C300 4matic Convertible | | | | | |
| A-9, 2.0L, 4cyl | 24 | 21/30 | \$2,550 | 5 | PRTSS |
| C300 4matic Coupe | | | | | |
| A-9, 2.0L, 4cyl | 25 | 22/31 | \$2,450 | 5 | PRTSS |
| C300 Convertible | | | | | |
| A-9, 2.0L, 4cyl | 24 | 21/28 | \$2,550 | 5 | PRTSS |
| C300 Coupe | | | | | |
| A-9, 2.0L, 4cyl | 25 | 22/31 | \$2,450 | 5 | PRTSS |
| E450 4matic Convertible | | | | | |
| A-9, 3.0L, 6cyl | 24 | 22/29 | \$2,550 | 5 | PRTMHEVSS |
| E450 4matic Coupe | | | | | |
| A-9, 3.0L, 6cyl | 24 | 21/30 | \$2,550 | 5 | PRTMHEVSS |
| E450 Convertible | | | | | |
| A-9, 3.0L, 6cyl | 25 | 22/29 | \$2,450 | 5 | PRTMHEVSS |
| E450 Coupe | | | | | |
| A-9, 3.0L, 6cyl | 25 | 22/29 | \$2,450 | 5 | PRTMHEVSS |

MINI

Cooper Hardtop 2 door

| | | | | | |
|-------------------|----|-------|---------|---|--------|
| AM-S7, 1.5L, 3cyl | 32 | 29/38 | \$1,900 | 7 | P T SS |
| M-6, 1.5L, 3cyl | 31 | 27/37 | \$2,000 | 7 | P T SS |

Cooper Hardtop 4 door

| | | | | | |
|-------------------|----|-------|---------|---|--------|
| AM-S7, 1.5L, 3cyl | 32 | 29/38 | \$1,900 | 7 | P T SS |
| M-6, 1.5L, 3cyl | 31 | 27/37 | \$2,000 | 7 | P T SS |

Cooper S Hardtop 2 door

| | | | | | |
|-------------------|----|-------|---------|---|-----|
| AM-S7, 2.0L, 4cyl | 31 | 28/38 | \$2,000 | 7 | P T |
| M-6, 2.0L, 4cyl | 27 | 23/33 | \$2,300 | 6 | P T |

Cooper S Hardtop 4 door

| | | | | | |
|-------------------|----|-------|---------|---|-----|
| AM-S7, 2.0L, 4cyl | 31 | 28/38 | \$2,000 | 7 | P T |
| M-6, 2.0L, 4cyl | 27 | 23/33 | \$2,300 | 6 | P T |

Cooper SE Hardtop 2 door

| | | | | | |
|-----|-----|---------|-------|----|----|
| A-1 | 110 | 119/100 | \$600 | 10 | EV |
|-----|-----|---------|-------|----|----|

John Cooper Works Hardtop 2 door

| | | | | | |
|------------------|----|-------|---------|---|-----|
| A-S8, 2.0L, 4cyl | 29 | 25/34 | \$2,100 | 6 | P T |
| M-6, 2.0L, 4cyl | 25 | 22/31 | \$2,450 | 5 | P T |

COMPACT CARS

ACURA

ILX

| | | | | | |
|-------------------|----|-------|---------|---|---|
| AM-S8, 2.4L, 4cyl | 28 | 24/34 | \$2,200 | 6 | P |
|-------------------|----|-------|---------|---|---|

TLX AWD

| | | | | | |
|-------------------|----|-------|---------|---|--------|
| A-S10, 2.0L, 4cyl | 24 | 21/29 | \$2,550 | 5 | P T SS |
|-------------------|----|-------|---------|---|--------|

TLX AWD A-SPEC

| | | | | | |
|-------------------|----|-------|---------|---|--------|
| A-S10, 2.0L, 4cyl | 24 | 21/29 | \$2,550 | 5 | P T SS |
|-------------------|----|-------|---------|---|--------|

| Manufacturer Model Configuration (trans, eng size, cyl) | MPG | | Annual Fuel Cost | GHG Rating | Notes |
|---|------|----------|------------------|------------|-----------|
| | Comb | City/Hwy | | | |
| TLX FWD | | | | | |
| A-S10, 2.0L, 4cyl | 25 | 22/31 | \$2,450 | 5 | P T SS |
| TLX FWD A-SPEC | | | | | |
| A-S10, 2.0L, 4cyl | 25 | 22/30 | \$2,450 | 5 | P T SS |
| TLX Type-S | | | | | |
| A-S10, 3.0L, 6cyl | 21 | 19/25 | \$2,950 | 4 | P T CD SS |
| TLX Type-S Perf Tire | | | | | |
| A-S10, 3.0L, 6cyl | 21 | 19/24 | \$2,950 | 4 | P T CD SS |

AUDI

A4 quattro

| | | | | | |
|-------------------|----|-------|---------|---|-------------|
| AM-S7, 2.0L, 4cyl | 29 | 26/34 | \$2,100 | 6 | P T MHEV SS |
|-------------------|----|-------|---------|---|-------------|

A4 S line quattro

| | | | | | |
|-------------------|----|-------|---------|---|-------------|
| AM-S7, 2.0L, 4cyl | 27 | 24/31 | \$2,300 | 6 | P T MHEV SS |
|-------------------|----|-------|---------|---|-------------|

S4

| | | | | | |
|------------------|----|-------|---------|---|--------|
| A-S8, 3.0L, 6cyl | 24 | 21/30 | \$2,550 | 5 | P T SS |
|------------------|----|-------|---------|---|--------|

BMW

228i Gran Coupe

| | | | | | |
|------------------|----|-------|---------|---|--------|
| A-S8, 2.0L, 4cyl | 28 | 24/34 | \$2,200 | 6 | P T SS |
|------------------|----|-------|---------|---|--------|

228i xDrive Gran Coupe

| | | | | | |
|------------------|----|-------|---------|---|--------|
| A-S8, 2.0L, 4cyl | 27 | 23/33 | \$2,300 | 6 | P T SS |
|------------------|----|-------|---------|---|--------|

330i Sedan

| | | | | | |
|------------------|----|-------|---------|---|--------|
| A-S8, 2.0L, 4cyl | 30 | 26/36 | \$2,050 | 6 | P T SS |
|------------------|----|-------|---------|---|--------|

330i xDrive Sedan

| | | | | | |
|------------------|----|-------|---------|---|--------|
| A-S8, 2.0L, 4cyl | 28 | 25/34 | \$2,200 | 6 | P T SS |
|------------------|----|-------|---------|---|--------|

430i Gran Coupe

| | | | | | |
|------------------|----|-------|---------|---|--------|
| A-S8, 2.0L, 4cyl | 28 | 25/34 | \$2,200 | 6 | P T SS |
|------------------|----|-------|---------|---|--------|

M235i xDrive Gran Coupe

| | | | | | |
|------------------|----|-------|---------|---|-------|
| A-S8, 2.0L, 4cyl | 26 | 23/32 | \$2,350 | 5 | PRTSS |
|------------------|----|-------|---------|---|-------|

M3 Competition M xDrive Sedan

| | | | | | |
|------------------|----|-------|---------|---|-------|
| A-S8, 3.0L, 6cyl | 18 | 16/22 | \$3,400 | 3 | PRTSS |
|------------------|----|-------|---------|---|-------|

M3 Competition Sedan

| | | | | | |
|------------------|----|-------|---------|---|-------|
| A-S8, 3.0L, 6cyl | 19 | 16/23 | \$3,250 | 4 | PRTSS |
|------------------|----|-------|---------|---|-------|

M3 Sedan

| | | | | | |
|-----------------|----|-------|---------|---|-------|
| M-6, 3.0L, 6cyl | 19 | 16/23 | \$3,250 | 4 | PRTSS |
|-----------------|----|-------|---------|---|-------|

M340i Sedan

| | | | | | |
|------------------|----|-------|---------|---|-------------|
| A-S8, 3.0L, 6cyl | 26 | 23/32 | \$2,350 | 5 | P T MHEV SS |
|------------------|----|-------|---------|---|-------------|

M340i xDrive Sedan

| | | | | | |
|------------------|----|-------|---------|---|-------------|
| A-S8, 3.0L, 6cyl | 26 | 23/32 | \$2,350 | 5 | P T MHEV SS |
|------------------|----|-------|---------|---|-------------|

M440i xDrive Gran Coupe

| | | | | | |
|------------------|----|-------|---------|---|-------------|
| A-S8, 3.0L, 6cyl | 25 | 22/29 | \$2,450 | 5 | P T MHEV SS |
|------------------|----|-------|---------|---|-------------|

CADILLAC

CT4

| | | | | | |
|-------------------|----|-------|---------|---|---------|
| A-S8, 2.0L, 4cyl | 27 | 23/34 | \$2,300 | 6 | PRTCDSS |
| A-S10, 2.7L, 4cyl | 25 | 21/31 | \$2,450 | 5 | PRTCDSS |

CT4 AWD

| | | | | | |
|-------------------|----|-------|---------|---|---------|
| A-S8, 2.0L, 4cyl | 26 | 22/31 | \$2,350 | 5 | PRTCDSS |
| A-S10, 2.7L, 4cyl | 24 | 21/29 | \$2,550 | 5 | PRTCDSS |

CT4 V

| | | | | | |
|-------------------|----|-------|---------|---|---------|
| A-S10, 2.7L, 4cyl | 23 | 20/29 | \$2,650 | 5 | PRTCDSS |
| A-S10, 3.6L, 6cyl | 19 | 16/24 | \$3,250 | 4 | PRT |
| M-6, 3.6L, 6cyl | 18 | 15/23 | \$3,400 | 3 | PRT |

| Manufacturer Model Configuration (trans, eng size, cyl) | MPG | | Annual Fuel Cost | GHG Rating | Notes |
|---|------|----------|------------------|------------|-------|
| | Comb | City/Hwy | | | |

CT4 V AWD

| | | | | | |
|-------------------|----|-------|---------|---|------------|
| A-S10, 2.7L, 4cyl | 23 | 20/28 | \$2,650 | 5 | PR T CD SS |
|-------------------|----|-------|---------|---|------------|

GENESIS

G70 AWD

| | | | | | |
|------------------|----|-------|---------|---|-----|
| A-S8, 2.0L, 4cyl | 23 | 20/28 | \$2,650 | 5 | P T |
| A-S8, 3.3L, 6cyl | 20 | 17/25 | \$3,100 | 4 | P T |

G70 RWD

| | | | | | |
|------------------|----|-------|---------|---|-----|
| A-S8, 2.0L, 4cyl | 24 | 21/31 | \$2,550 | 5 | P T |
| A-S8, 3.3L, 6cyl | 21 | 18/27 | \$2,950 | 4 | P T |

HONDA

Insight Touring

| | | | | | |
|----------------|----|-------|---------|---|--------|
| AV, 1.5L, 4cyl | 48 | 51/45 | \$1,050 | 9 | HEV SS |
|----------------|----|-------|---------|---|--------|

HYUNDAI

Accent

| | | | | | |
|-------------------|----|-------|---------|---|--|
| AV-S1, 1.6L, 4cyl | 36 | 33/41 | \$1,400 | 7 | |
|-------------------|----|-------|---------|---|--|

Veloster N

| | | | | | |
|-------------------|----|-------|---------|---|-----|
| AM-S8, 2.0L, 4cyl | 22 | 20/27 | \$2,800 | 5 | P T |
| M-6, 2.0L, 4cyl | 25 | 22/28 | \$2,450 | 5 | P T |

KIA

Rio

| | | | | | |
|-------------------|----|-------|---------|---|--|
| AV-S1, 1.6L, 4cyl | 36 | 33/41 | \$1,400 | 7 | |
|-------------------|----|-------|---------|---|--|

LEXUS

IS 300

| | | | | | |
|------------------|----|-------|---------|---|------|
| A-S8, 2.0L, 4cyl | 25 | 21/31 | \$2,450 | 5 | PR T |
|------------------|----|-------|---------|---|------|

IS 300 AWD

| | | | | | |
|------------------|----|-------|---------|---|----|
| A-S6, 3.5L, 6cyl | 22 | 19/26 | \$2,800 | 5 | PR |
|------------------|----|-------|---------|---|----|

IS 350

| | | | | | |
|------------------|----|-------|---------|---|----|
| A-S8, 3.5L, 6cyl | 23 | 20/28 | \$2,650 | 5 | PR |
|------------------|----|-------|---------|---|----|

IS 350 AWD

| | | | | | |
|------------------|----|-------|---------|---|----|
| A-S6, 3.5L, 6cyl | 22 | 19/26 | \$2,800 | 5 | PR |
|------------------|----|-------|---------|---|----|

IS 500

| | | | | | |
|------------------|----|-------|---------|---|----|
| A-S8, 5.0L, 8cyl | 20 | 17/25 | \$3,100 | 4 | PR |
|------------------|----|-------|---------|---|----|

UX 250h

| | | | | | |
|-------------------|----|-------|---------|---|--------|
| AV-S6, 2.0L, 4cyl | 42 | 43/41 | \$1,200 | 8 | HEV SS |
|-------------------|----|-------|---------|---|--------|

UX 250h AWD

| | | | | | |
|-------------------|----|-------|---------|---|--------|
| AV-S6, 2.0L, 4cyl | 39 | 41/38 | \$1,300 | 8 | HEV SS |
|-------------------|----|-------|---------|---|--------|

MERCEDES-BENZ

AMG CLA35 4matic

| | | | | | |
|------------------|----|-------|---------|---|---------|
| AM-7, 2.0L, 4cyl | 24 | 21/29 | \$2,550 | 5 | PR T SS |
|------------------|----|-------|---------|---|---------|

AMG GT 43 4matic Plus

| | | | | | |
|-----------------|----|-------|---------|---|------------|
| A-9, 3.0L, 6cyl | 21 | 19/25 | \$2,950 | 4 | PR MHEV SS |
|-----------------|----|-------|---------|---|------------|

AMG GT 53 4matic Plus

| | | | | | |
|-----------------|----|-------|---------|---|------------|
| A-9, 3.0L, 6cyl | 21 | 19/25 | \$2,950 | 4 | PR MHEV SS |
|-----------------|----|-------|---------|---|------------|

CLA250

| | | | | | |
|------------------|----|-------|---------|---|---------|
| AM-7, 2.0L, 4cyl | 29 | 25/36 | \$2,100 | 6 | PR T SS |
|------------------|----|-------|---------|---|---------|

CLA250 4matic

| | | | | | |
|------------------|----|-------|---------|---|---------|
| AM-7, 2.0L, 4cyl | 27 | 24/33 | \$2,300 | 6 | PR T SS |
|------------------|----|-------|---------|---|---------|

CLS450 4matic

| | | | | | |
|-----------------|----|-------|---------|---|--------------|
| A-9, 3.0L, 6cyl | 25 | 22/30 | \$2,450 | 5 | PR T MHEV SS |
|-----------------|----|-------|---------|---|--------------|

| Manufacturer Model Configuration (trans, eng size, cyl) | MPG | | Annual Fuel Cost | GHG Rating | Notes |
|---|------|----------|------------------|------------|-------|
| | Comb | City/Hwy | | | |

MITSUBISHI

Mirage

| | | | | | |
|-----------------|----|-------|---------|---|--|
| AV, 1.2L, 3cyl | 39 | 36/43 | \$1,300 | 8 | |
| M-5, 1.2L, 3cyl | 36 | 33/41 | \$1,400 | 7 | |

Mirage G4

| | | | | | |
|-----------------|----|-------|---------|---|--|
| AV, 1.2L, 3cyl | 37 | 35/41 | \$1,350 | 8 | |
| M-5, 1.2L, 3cyl | 35 | 33/40 | \$1,450 | 7 | |

NISSAN

Versa

| | | | | | |
|-----------------|----|-------|---------|---|--|
| AV, 1.6L, 4cyl | 35 | 32/40 | \$1,450 | 7 | |
| M-5, 1.6L, 4cyl | 30 | 27/35 | \$1,700 | 6 | |

PORSCHE

Taycan 4S Perf Battery

| | | | | | |
|-----|----|-------|-------|----|----|
| A-2 | 79 | 79/80 | \$850 | 10 | EV |
|-----|----|-------|-------|----|----|

Taycan 4S Perf Battery Plus

| | | | | | |
|-----|----|-------|-------|----|----|
| A-2 | 77 | 75/81 | \$850 | 10 | EV |
|-----|----|-------|-------|----|----|

Taycan Perf Battery

| | | | | | |
|-----|----|-------|-------|----|----|
| A-2 | 79 | 76/84 | \$800 | 10 | EV |
|-----|----|-------|-------|----|----|

Taycan Perf Battery Plus

| | | | | | |
|-----|----|-------|-------|----|----|
| A-2 | 75 | 71/80 | \$900 | 10 | EV |
|-----|----|-------|-------|----|----|

Taycan Turbo

| | | | | | |
|-----|----|-------|-------|----|----|
| A-2 | 73 | 71/75 | \$900 | 10 | EV |
|-----|----|-------|-------|----|----|

Taycan Turbo S

| | | | | | |
|-----|----|-------|-------|----|----|
| A-2 | 70 | 69/71 | \$950 | 10 | EV |
|-----|----|-------|-------|----|----|

TOYOTA

Corolla

| | | | | | |
|--------------------|----|-------|---------|---|--|
| AV, 1.8L, 4cyl | 33 | 30/38 | \$1,550 | 7 | |
| M-6, 1.8L, 4cyl | 33 | 29/39 | \$1,550 | 7 | |
| AV-S10, 2.0L, 4cyl | 34 | 31/40 | \$1,500 | 7 | |
| M-6, 2.0L, 4cyl | 32 | 29/36 | \$1,600 | 7 | |

Corolla APEX

| | | | | | |
|--------------------|----|-------|---------|---|--|
| AV-S10, 2.0L, 4cyl | 34 | 31/38 | \$1,500 | 7 | |
| M-6, 2.0L, 4cyl | 31 | 28/36 | \$1,650 | 7 | |

Corolla Hatchback

| | | | | | |
|--------------------|----|-------|---------|---|--|
| AV-S10, 2.0L, 4cyl | 35 | 32/41 | \$1,450 | 7 | |
| M-6, 2.0L, 4cyl | 31 | 28/36 | \$1,650 | 7 | |

Corolla Hatchback XSE

| | | | | | |
|--------------------|----|-------|---------|---|--|
| AV-S10, 2.0L, 4cyl | 33 | 30/38 | \$1,550 | 7 | |
|--------------------|----|-------|---------|---|--|

Corolla Hybrid

| | | | | | |
|----------------|----|-------|---------|---|--------|
| AV, 1.8L, 4cyl | 52 | 53/52 | \$1,000 | 9 | HEV SS |
|----------------|----|-------|---------|---|--------|

Corolla XLE

| | | | | | |
|----------------|----|-------|---------|---|--|
| AV, 1.8L, 4cyl | 32 | 29/37 | \$1,600 | 7 | |
|----------------|----|-------|---------|---|--|

Corolla XSE

| | | | | | |
|--------------------|----|-------|---------|---|--|
| AV-S10, 2.0L, 4cyl | 34 | 31/38 | \$1,500 | 7 | |
|--------------------|----|-------|---------|---|--|

VOLKSWAGEN

GLI

| | | | | | |
|-------------------|----|-------|---------|---|------|
| AM-S7, 2.0L, 4cyl | 30 | 26/36 | \$1,700 | 6 | T SS |
| M-6, 2.0L, 4cyl | 30 | 26/37 | \$1,700 | 6 | T |

| Manufacturer Model Configuration (trans, eng size, cyl) | MPG | | Annual Fuel Cost | GHG Rating | Notes |
|---|------|----------|------------------|------------|-------|
| | Comb | City/Hwy | | | |

Jetta

| | | | | | |
|------------------|----|-------|---------|---|------|
| A-S8, 1.5L, 4cyl | 35 | 31/41 | \$1,450 | 7 | T SS |
| M-6, 1.5L, 4cyl | 34 | 29/43 | \$1,500 | 7 | T |

Jetta SE/SEL

| | | | | | |
|------------------|----|-------|---------|---|------|
| A-S8, 1.5L, 4cyl | 33 | 29/40 | \$1,550 | 7 | T SS |
|------------------|----|-------|---------|---|------|

VOLVO

S60 B5

| | | | | | |
|------------------|----|-------|---------|---|----------|
| A-S8, 2.0L, 4cyl | 30 | 26/35 | \$2,050 | 6 | P R T SS |
|------------------|----|-------|---------|---|----------|

S60 B5 AWD

| | | | | | |
|------------------|----|-------|---------|---|----------|
| A-S8, 2.0L, 4cyl | 28 | 25/33 | \$2,200 | 6 | P R T SS |
|------------------|----|-------|---------|---|----------|

S60 T8 AWD Recharge

| | | | | | |
|------------------|--------------|--|--|--|-----------------|
| A-S8, 2.0L, 4cyl | See page 39. | | | | P R T S PHEV SS |
|------------------|--------------|--|--|--|-----------------|

MIDSIZE CARS

ALFA ROMEO

Giulia

| | | | | | |
|-----------------|----|-------|---------|---|-----------|
| A-8, 2.9L, 6cyl | 20 | 17/25 | \$3,100 | 4 | P T CD SS |
|-----------------|----|-------|---------|---|-----------|

AUDI

A5 Sportback quattro

| | | | | | |
|-------------------|----|-------|---------|---|-------------|
| AM-S7, 2.0L, 4cyl | 29 | 26/34 | \$2,100 | 6 | P T MHEV SS |
|-------------------|----|-------|---------|---|-------------|

A5 Sportback S line quattro

| | | | | | |
|-------------------|----|-------|---------|---|-------------|
| AM-S7, 2.0L, 4cyl | 27 | 24/31 | \$2,300 | 6 | P T MHEV SS |
|-------------------|----|-------|---------|---|-------------|

A6 quattro

| | | | | | |
|-------------------|----|-------|---------|---|-------------|
| AM-S7, 2.0L, 4cyl | 26 | 23/32 | \$2,350 | 5 | P T MHEV SS |
| AM-S7, 3.0L, 6cyl | 24 | 21/30 | \$2,550 | 5 | P T MHEV SS |

A7 quattro

| | | | | | |
|-------------------|----|-------|---------|---|-------------|
| AM-S7, 3.0L, 6cyl | 24 | 21/30 | \$2,550 | 5 | P T MHEV SS |
|-------------------|----|-------|---------|---|-------------|

A7 TFSI e quattro

| | | | | | |
|-------------------|--------------|--|--|--|-------------|
| AM-S7, 2.0L, 4cyl | See page 39. | | | | P T PHEV SS |
|-------------------|--------------|--|--|--|-------------|

e-tron GT

| | | | | | |
|-----|----|-------|-------|----|----|
| A-2 | 82 | 81/83 | \$800 | 10 | EV |
|-----|----|-------|-------|----|----|

RS 5 Sportback

| | | | | | |
|------------------|----|-------|---------|---|-----|
| A-S8, 2.9L, 6cyl | 21 | 18/25 | \$2,950 | 4 | P T |
|------------------|----|-------|---------|---|-----|

RS 7

| | | | | | |
|------------------|----|-------|---------|---|----------------|
| A-S8, 4.0L, 8cyl | 17 | 15/22 | \$3,600 | 3 | P T CD MHEV SS |
|------------------|----|-------|---------|---|----------------|

RS e-tron GT

| | | | | | |
|-----|----|-------|-------|----|----|
| A-2 | 81 | 79/82 | \$800 | 10 | EV |
|-----|----|-------|-------|----|----|

S5 Sportback

| | | | | | |
|------------------|----|-------|---------|---|--------|
| A-S8, 3.0L, 6cyl | 24 | 21/30 | \$2,550 | 5 | P T SS |
|------------------|----|-------|---------|---|--------|

S6

| | | | | | |
|------------------|----|-------|---------|---|-------------|
| A-S8, 2.9L, 6cyl | 22 | 18/28 | \$2,800 | 5 | P T MHEV SS |
|------------------|----|-------|---------|---|-------------|

S7

| | | | | | |
|------------------|----|-------|---------|---|-------------|
| A-S8, 2.9L, 6cyl | 22 | 18/28 | \$2,800 | 5 | P T MHEV SS |
|------------------|----|-------|---------|---|-------------|

BENTLEY

Flying Spur

| | | | | | |
|--------------------|----|-------|---------|---|---------------|
| AM-S8, 4.0L, 8cyl | 17 | 15/20 | \$3,600 | 3 | P T Tax CD SS |
| AM-S8, 6.0L, 12cyl | 15 | 12/19 | \$4,100 | 2 | P T Tax CD SS |

BMW

530i Sedan

| | | | | | |
|------------------|----|-------|---------|---|--------|
| A-S8, 2.0L, 4cyl | 28 | 25/33 | \$2,200 | 6 | P T SS |
|------------------|----|-------|---------|---|--------|

| Manufacturer Model Configuration (trans, eng size, cyl) | MPG | | Annual Fuel Cost | GHG Rating | Notes |
|---|------|----------|------------------|------------|-------|
| | Comb | City/Hwy | | | |

530i xDrive Sedan

| | | | | | |
|------------------|----|-------|---------|---|--------|
| A-S8, 2.0L, 4cyl | 26 | 23/32 | \$2,350 | 5 | P T SS |
|------------------|----|-------|---------|---|--------|

540i Sedan

| | | | | | |
|------------------|----|-------|---------|---|-------------|
| A-S8, 3.0L, 6cyl | 27 | 25/32 | \$2,300 | 6 | P T MHEV SS |
|------------------|----|-------|---------|---|-------------|

540i xDrive Sedan

| | | | | | |
|------------------|----|-------|---------|---|-------------|
| A-S8, 3.0L, 6cyl | 25 | 22/29 | \$2,450 | 5 | P T MHEV SS |
|------------------|----|-------|---------|---|-------------|

840i Gran Coupe

| | | | | | |
|------------------|----|-------|---------|---|--------|
| A-S8, 3.0L, 6cyl | 25 | 22/29 | \$2,450 | 5 | P T SS |
|------------------|----|-------|---------|---|--------|

840i xDrive Gran Coupe

| | | | | | |
|------------------|----|-------|---------|---|--------|
| A-S8, 3.0L, 6cyl | 23 | 20/27 | \$2,650 | 5 | P T SS |
|------------------|----|-------|---------|---|--------|

Alpina B8 Gran Coupe

| | | | | | |
|------------------|----|-------|---------|---|--------|
| A-S8, 4.4L, 8cyl | 19 | 17/24 | \$3,250 | 4 | P T SS |
|------------------|----|-------|---------|---|--------|

M5 Competition Sedan

| | | | | | |
|------------------|----|-------|---------|---|------------|
| A-S8, 4.4L, 8cyl | 17 | 15/21 | \$3,600 | 3 | P T Tax SS |
|------------------|----|-------|---------|---|------------|

M5 CS Sedan

| | | | | | |
|------------------|----|-------|---------|---|------------|
| A-S8, 4.4L, 8cyl | 17 | 15/21 | \$3,600 | 3 | P T Tax SS |
|------------------|----|-------|---------|---|------------|

M5 Sedan

| | | | | | |
|------------------|----|-------|---------|---|------------|
| A-S8, 4.4L, 8cyl | 17 | 15/21 | \$3,600 | 3 | P T Tax SS |
|------------------|----|-------|---------|---|------------|

M550i xDrive Sedan

| | | | | | |
|------------------|----|-------|---------|---|--------|
| A-S8, 4.4L, 8cyl | 20 | 17/25 | \$3,100 | 4 | P T SS |
|------------------|----|-------|---------|---|--------|

M8 Competition Gran Coupe

| | | | | | |
|------------------|----|-------|---------|---|------------|
| A-S8, 4.4L, 8cyl | 17 | 15/21 | \$3,600 | 3 | P T Tax SS |
|------------------|----|-------|---------|---|------------|

M850i xDrive Gran Coupe

| | | | | | |
|------------------|----|-------|---------|---|--------|
| A-S8, 4.4L, 8cyl | 19 | 17/24 | \$3,250 | 4 | P T SS |
|------------------|----|-------|---------|---|--------|

X2 M35i

| | | | | | |
|------------------|----|-------|---------|---|--------|
| A-S8, 2.0L, 4cyl | 26 | 23/30 | \$2,350 | 5 | P T SS |
|------------------|----|-------|---------|---|--------|

X2 sDrive28i

| | | | | | |
|------------------|----|-------|---------|---|--------|
| A-S8, 2.0L, 4cyl | 27 | 24/32 | \$2,300 | 6 | P T SS |
|------------------|----|-------|---------|---|--------|

X2 xDrive28i

| | | | | | |
|------------------|----|-------|---------|---|--------|
| A-S8, 2.0L, 4cyl | 27 | 24/31 | \$2,300 | 6 | P T SS |
|------------------|----|-------|---------|---|--------|

CADILLAC

CT5

| | | | | | |
|-------------------|----|-------|---------|---|-------------|
| A-S10, 2.0L, 4cyl | 27 | 23/33 | \$2,300 | 6 | P R T CD SS |
| A-S10, 3.0L, 6cyl | 22 | 19/27 | \$2,800 | 5 | P R T CD SS |

CT5 AWD

| | | | | | |
|-------------------|----|-------|---------|---|-------------|
| A-S10, 2.0L, 4cyl | 25 | 22/30 | \$2,450 | 5 | P R T CD SS |
| A-S10, 3.0L, 6cyl | 21 | 18/26 | \$2,950 | 4 | P R T CD SS |

CT5 V

| | | | | | |
|-------------------|----|-------|---------|---|--------------|
| A-S10, 3.0L, 6cyl | 21 | 18/27 | \$2,950 | 4 | P R T CD SS |
| A-S10, 6.2L, 8cyl | 16 | 13/22 | \$3,850 | 3 | P R S Tax CD |
| M-6, 6.2L, 8cyl | 15 | 13/21 | \$4,100 | 2 | P R S Tax |

CT5 V AWD

| | | | | | |
|-------------------|----|-------|---------|---|-------------|
| A-S10, 3.0L, 6cyl | 21 | 18/26 | \$2,950 | 4 | P R T CD SS |
|-------------------|----|-------|---------|---|-------------|

CHEVROLET

Malibu

| | | | | | |
|-----------------|----|-------|---------|---|-------|
| AV, 1.5L, 4cyl | 32 | 29/36 | \$1,600 | 7 | T SS |
| A-9, 2.0L, 4cyl | 26 | 22/33 | \$2,350 | 5 | P R T |

| Manufacturer Model Configuration (trans, eng size, cyl) | MPG | | Annual Fuel Cost | GHG Rating | Notes |
|---|------|----------|------------------|------------|-------|
| | Comb | City/Hwy | | | |

HONDA

Civic 4Dr

| | | | | | |
|-------------------|----|-------|---------|---|--------|
| AV, 1.5L, 4cyl | 36 | 33/42 | \$1,400 | 7 | T SS |
| AV-S7, 1.5L, 4cyl | 34 | 31/38 | \$1,500 | 7 | T SS |
| M-6, 1.5L, 4cyl | 31 | 27/37 | \$2,000 | 7 | P T SS |
| AV, 2.0L, 4cyl | 35 | 31/40 | \$1,450 | 7 | SS |
| AV-S7, 2.0L, 4cyl | 33 | 30/37 | \$1,550 | 7 | SS |

Insight

| | | | | | |
|----------------|----|-------|---------|---|--------|
| AV, 1.5L, 4cyl | 52 | 55/49 | \$1,000 | 9 | HEV SS |
|----------------|----|-------|---------|---|--------|

HYUNDAI

Elantra

| | | | | | |
|-------------------|----|-------|---------|---|----|
| AM-S7, 1.6L, 4cyl | 31 | 28/36 | \$1,650 | 7 | T |
| M-6, 1.6L, 4cyl | 28 | 25/34 | \$1,800 | 6 | T |
| AV-S1, 2.0L, 4cyl | 37 | 33/43 | \$1,350 | 8 | SS |
| AV-S1, 2.0L, 4cyl | 35 | 31/41 | \$1,450 | 7 | |

Elantra Hybrid

| | | | | | |
|-------------------|----|-------|---------|---|--------|
| AM-S6, 1.6L, 4cyl | 50 | 49/52 | \$1,000 | 9 | HEV SS |
|-------------------|----|-------|---------|---|--------|

Elantra Hybrid Blue

| | | | | | |
|-------------------|----|-------|-------|---|--------|
| AM-S6, 1.6L, 4cyl | 54 | 53/56 | \$950 | 9 | HEV SS |
|-------------------|----|-------|-------|---|--------|

Elantra N

| | | | | | |
|-------------------|----|-------|---------|---|-----|
| AM-S8, 2.0L, 4cyl | 23 | 20/30 | \$2,650 | 5 | P T |
| M-6, 2.0L, 4cyl | 25 | 22/31 | \$2,450 | 5 | P T |

Ioniq Plug-in Hybrid

| | | | | | |
|-------------------|--------------|--|--|--|---------|
| AM-S6, 1.6L, 4cyl | See page 39. | | | | PHEV SS |
|-------------------|--------------|--|--|--|---------|

Venue

| | | | | | |
|-------------------|----|-------|---------|---|--|
| AV-S1, 1.6L, 4cyl | 31 | 29/33 | \$1,650 | 7 | |
|-------------------|----|-------|---------|---|--|

INFINITI

Q50

| | | | | | |
|------------------|----|-------|---------|---|------|
| A-S7, 3.0L, 6cyl | 23 | 20/29 | \$2,650 | 5 | PR T |
|------------------|----|-------|---------|---|------|

Q50 AWD

| | | | | | |
|------------------|----|-------|---------|---|------|
| A-S7, 3.0L, 6cyl | 22 | 19/27 | \$2,800 | 5 | PR T |
|------------------|----|-------|---------|---|------|

Q50 Red Sport

| | | | | | |
|------------------|----|-------|---------|---|------|
| A-S7, 3.0L, 6cyl | 22 | 20/26 | \$2,800 | 5 | PR T |
|------------------|----|-------|---------|---|------|

Q50 Red Sport AWD

| | | | | | |
|------------------|----|-------|---------|---|------|
| A-S7, 3.0L, 6cyl | 22 | 19/26 | \$2,800 | 5 | PR T |
|------------------|----|-------|---------|---|------|

JAGUAR

XF P250

| | | | | | |
|------------------|----|-------|---------|---|--------|
| A-S8, 2.0L, 4cyl | 28 | 25/33 | \$2,200 | 6 | P T SS |
|------------------|----|-------|---------|---|--------|

XF P250 AWD

| | | | | | |
|------------------|----|-------|---------|---|--------|
| A-S8, 2.0L, 4cyl | 26 | 23/32 | \$2,350 | 5 | P T SS |
|------------------|----|-------|---------|---|--------|

XF P300 AWD

| | | | | | |
|------------------|----|-------|---------|---|--------|
| A-S8, 2.0L, 4cyl | 25 | 22/30 | \$2,450 | 5 | P T SS |
|------------------|----|-------|---------|---|--------|

KIA

Forte

| | | | | | |
|-------------------|----|-------|---------|---|---|
| AM-S7, 1.6L, 4cyl | 30 | 27/35 | \$1,700 | 6 | T |
| M-6, 1.6L, 4cyl | 26 | 22/31 | \$1,950 | 5 | T |
| AV, 2.0L, 4cyl | 33 | 29/39 | \$1,550 | 7 | |

Forte FE

| | | | | | |
|----------------|----|-------|---------|---|--|
| AV, 2.0L, 4cyl | 35 | 31/41 | \$1,450 | 7 | |
|----------------|----|-------|---------|---|--|

| Manufacturer Model Configuration (trans, eng size, cyl) | MPG | | Annual Fuel Cost | GHG Rating | Notes |
|---|------|----------|------------------|------------|-------|
| | Comb | City/Hwy | | | |

Stinger AWD

| | | | | | |
|------------------|----|-------|---------|---|--------|
| A-S8, 2.5L, 4cyl | 24 | 21/29 | \$2,550 | 5 | P T SS |
| A-S8, 3.3L, 6cyl | 20 | 17/24 | \$3,100 | 4 | P T SS |

Stinger RWD

| | | | | | |
|------------------|----|-------|---------|---|--------|
| A-S8, 2.5L, 4cyl | 25 | 22/32 | \$2,450 | 5 | P T SS |
| A-S8, 3.3L, 6cyl | 20 | 18/25 | \$3,100 | 4 | P T SS |

LEXUS

ES 250 AWD

| | | | | | |
|------------------|----|-------|---------|---|--|
| A-S8, 2.5L, 4cyl | 28 | 25/34 | \$1,800 | 6 | |
|------------------|----|-------|---------|---|--|

ES 300h

| | | | | | |
|-------------------|----|-------|---------|---|--------|
| AV-S6, 2.5L, 4cyl | 44 | 43/44 | \$1,150 | 8 | HEV SS |
|-------------------|----|-------|---------|---|--------|

ES 350

| | | | | | |
|------------------|----|-------|---------|---|--|
| A-S8, 3.5L, 6cyl | 26 | 22/32 | \$1,950 | 5 | |
|------------------|----|-------|---------|---|--|

ES 350 F Sport

| | | | | | |
|------------------|----|-------|---------|---|--|
| A-S8, 3.5L, 6cyl | 25 | 22/31 | \$2,050 | 5 | |
|------------------|----|-------|---------|---|--|

LS 500

| | | | | | |
|-------------------|----|-------|---------|---|------|
| A-S10, 3.4L, 6cyl | 22 | 18/29 | \$2,800 | 5 | PR T |
|-------------------|----|-------|---------|---|------|

LS 500 AWD

| | | | | | |
|-------------------|----|-------|---------|---|------|
| A-S10, 3.4L, 6cyl | 21 | 17/27 | \$2,950 | 4 | PR T |
|-------------------|----|-------|---------|---|------|

LS 500h AWD

| | | | | | |
|--------------------|----|-------|---------|---|-----------|
| AV-S10, 3.5L, 6cyl | 25 | 22/29 | \$2,450 | 5 | PR HEV SS |
|--------------------|----|-------|---------|---|-----------|

UX 200

| | | | | | |
|--------------------|----|-------|---------|---|--|
| AV-S10, 2.0L, 4cyl | 32 | 29/37 | \$1,600 | 7 | |
|--------------------|----|-------|---------|---|--|

MASERATI

Ghibli GT

| | | | | | |
|-----------------|----|-------|---------|---|---------|
| A-8, 3.0L, 6cyl | 20 | 18/25 | \$3,100 | 4 | PR T SS |
|-----------------|----|-------|---------|---|---------|

Ghibli Modena AWD

| | | | | | |
|-----------------|----|-------|---------|---|---------|
| A-8, 3.0L, 6cyl | 19 | 16/24 | \$3,250 | 4 | PR T SS |
|-----------------|----|-------|---------|---|---------|

Ghibli Modena RWD

| | | | | | |
|-----------------|----|-------|---------|---|---------|
| A-8, 3.0L, 6cyl | 20 | 18/25 | \$3,100 | 4 | PR T SS |
|-----------------|----|-------|---------|---|---------|

Ghibli Trofeo

| | | | | | |
|-----------------|----|-------|---------|---|-------------|
| A-8, 3.8L, 8cyl | 16 | 13/20 | \$3,850 | 3 | PR T Tax SS |
|-----------------|----|-------|---------|---|-------------|

MAZDA

MX-30

| | | | | | |
|-----|----|-------|-------|----|----|
| A-1 | 92 | 98/85 | \$700 | 10 | EV |
|-----|----|-------|-------|----|----|

MERCEDES-BENZ

AMG E53 4matic Plus

| | | | | | |
|-----------------|----|-------|---------|---|------------|
| A-9, 3.0L, 6cyl | 24 | 21/29 | \$2,550 | 5 | PR MHEV SS |
|-----------------|----|-------|---------|---|------------|

E350

| | | | | | |
|-----------------|----|-------|---------|---|---------|
| A-9, 2.0L, 4cyl | 26 | 23/31 | \$2,350 | 5 | PR T SS |
|-----------------|----|-------|---------|---|---------|

E350 4matic

| | | | | | |
|-----------------|----|-------|---------|---|---------|
| A-9, 2.0L, 4cyl | 24 | 21/29 | \$2,550 | 5 | PR T SS |
|-----------------|----|-------|---------|---|---------|

E450 4matic

| | | | | | |
|-----------------|----|-------|---------|---|--------------|
| A-9, 3.0L, 6cyl | 25 | 23/30 | \$2,450 | 5 | PR T MHEV SS |
|-----------------|----|-------|---------|---|--------------|

MINI

Cooper Countryman

| | | | | | |
|-------------------|----|-------|---------|---|--------|
| AM-S7, 1.5L, 3cyl | 29 | 26/33 | \$2,100 | 6 | P T SS |
|-------------------|----|-------|---------|---|--------|

Cooper Countryman All4

| | | | | | |
|------------------|----|-------|---------|---|--------|
| A-S8, 1.5L, 3cyl | 26 | 23/30 | \$2,350 | 5 | P T SS |
|------------------|----|-------|---------|---|--------|

| Manufacturer Model Configuration (trans, eng size, cyl) | MPG | | Annual Fuel Cost | GHG Rating | Notes |
|---|------|----------|------------------|------------|-------|
| | Comb | City/Hwy | | | |

Cooper S Clubman

| | | | | | |
|-------------------|----|-------|---------|---|-----|
| AM-S7, 2.0L, 4cyl | 29 | 25/35 | \$2,100 | 6 | P T |
| M-6, 2.0L, 4cyl | 26 | 23/33 | \$2,350 | 5 | P T |

Cooper S Clubman All4

| | | | | | |
|------------------|----|-------|---------|---|--------|
| A-S8, 2.0L, 4cyl | 26 | 23/32 | \$2,350 | 5 | P T SS |
|------------------|----|-------|---------|---|--------|

Cooper S Countryman

| | | | | | |
|-------------------|----|-------|---------|---|-----|
| AM-S7, 2.0L, 4cyl | 28 | 24/33 | \$2,200 | 6 | P T |
|-------------------|----|-------|---------|---|-----|

Cooper S Countryman All4

| | | | | | |
|------------------|----|-------|---------|---|--------|
| A-S8, 2.0L, 4cyl | 26 | 23/31 | \$2,350 | 5 | P T SS |
|------------------|----|-------|---------|---|--------|

Cooper SE Countryman All4

| | | | | | |
|------------------|--------------|--|--|--|-------------|
| A-S6, 1.5L, 3cyl | See page 39. | | | | P T PHEV SS |
|------------------|--------------|--|--|--|-------------|

JCW Countryman All4

| | | | | | |
|------------------|----|-------|---------|---|--------|
| A-S8, 2.0L, 4cyl | 26 | 23/30 | \$2,350 | 5 | P T SS |
|------------------|----|-------|---------|---|--------|

John Cooper Works Clubman All4

| | | | | | |
|------------------|----|-------|---------|---|--------|
| A-S8, 2.0L, 4cyl | 26 | 23/31 | \$2,350 | 5 | P T SS |
|------------------|----|-------|---------|---|--------|

NISSAN

Altima

| | | | | | |
|----------------|----|-------|---------|---|--|
| AV, 2.5L, 4cyl | 32 | 28/39 | \$1,600 | 7 | |
|----------------|----|-------|---------|---|--|

Altima AWD

| | | | | | |
|----------------|----|-------|---------|---|--|
| AV, 2.5L, 4cyl | 30 | 26/36 | \$1,700 | 6 | |
|----------------|----|-------|---------|---|--|

Altima AWD SR/Platinum

| | | | | | |
|----------------|----|-------|---------|---|--|
| AV, 2.5L, 4cyl | 29 | 25/35 | \$1,750 | 6 | |
|----------------|----|-------|---------|---|--|

Altima SR

| | | | | | |
|-------------------|----|-------|---------|---|---|
| AV-S8, 2.0L, 4cyl | 29 | 25/34 | \$1,750 | 6 | T |
| AV, 2.5L, 4cyl | 31 | 27/37 | \$1,650 | 7 | |

Altima SV/SL

| | | | | | |
|----------------|----|-------|---------|---|--|
| AV, 2.5L, 4cyl | 31 | 27/37 | \$1,650 | 7 | |
|----------------|----|-------|---------|---|--|

Leaf (40 kW-hr battery pack)

| | | | | | |
|-----|-----|--------|-------|----|----|
| A-1 | 111 | 123/99 | \$600 | 10 | EV |
|-----|-----|--------|-------|----|----|

Leaf (62 kW-hr battery pack)

| | | | | | |
|-----|-----|--------|-------|----|----|
| A-1 | 108 | 118/97 | \$600 | 10 | EV |
|-----|-----|--------|-------|----|----|

Leaf SV/SL (62 kW-hr battery pack)

| | | | | | |
|-----|-----|--------|-------|----|----|
| A-1 | 104 | 114/94 | \$650 | 10 | EV |
|-----|-----|--------|-------|----|----|

Maxima

| | | | | | |
|-------------------|----|-------|---------|---|---|
| AV-S7, 3.5L, 6cyl | 24 | 20/30 | \$2,550 | 5 | P |
|-------------------|----|-------|---------|---|---|

Sentra

| | | | | | |
|----------------|----|-------|---------|---|--|
| AV, 2.0L, 4cyl | 33 | 29/39 | \$1,550 | 7 | |
|----------------|----|-------|---------|---|--|

Sentra SR

| | | | | | |
|----------------|----|-------|---------|---|--|
| AV, 2.0L, 4cyl | 32 | 28/37 | \$1,600 | 7 | |
|----------------|----|-------|---------|---|--|

POLESTAR

2 Dual Motor

| | | | | | |
|-----|----|-------|-------|----|----|
| A-1 | 89 | 94/84 | \$750 | 10 | EV |
|-----|----|-------|-------|----|----|

2 Single Motor

| | | | | | |
|-----|-----|---------|-------|----|----|
| A-1 | 107 | 113/100 | \$600 | 10 | EV |
|-----|-----|---------|-------|----|----|

PORSCHE

Taycan 4 Cross Turismo

| | | | | | |
|-----|----|-------|-------|----|----|
| A-2 | 76 | 76/77 | \$850 | 10 | EV |
|-----|----|-------|-------|----|----|

Taycan 4S Cross Turismo

| | | | | | |
|-----|----|-------|-------|----|----|
| A-2 | 75 | 75/75 | \$900 | 10 | EV |
|-----|----|-------|-------|----|----|

Taycan Turbo Cross Turismo

| | | | | | |
|-----|----|-------|-------|----|----|
| A-2 | 72 | 72/72 | \$900 | 10 | EV |
|-----|----|-------|-------|----|----|

| Manufacturer Model Configuration (trans, eng size, cyl) | MPG | | Annual Fuel Cost | GHG Rating | Notes |
|---|------|----------|------------------|------------|-------|
| | Comb | City/Hwy | | | |

Taycan Turbo S Cross Turismo

| | | | | | |
|-----|----|-------|-------|----|----|
| A-2 | 73 | 74/73 | \$900 | 10 | EV |
|-----|----|-------|-------|----|----|

SUBARU

Impreza 4-Door

| | | | | | |
|-------------------|----|-------|---------|---|--|
| AV-S7, 2.0L, 4cyl | 32 | 28/36 | \$1,600 | 7 | |
| M-5, 2.0L, 4cyl | 26 | 23/31 | \$1,950 | 5 | |

Impreza Sport 4-Door

| | | | | | |
|-------------------|----|-------|---------|---|--|
| AV-S7, 2.0L, 4cyl | 30 | 27/36 | \$1,700 | 6 | |
|-------------------|----|-------|---------|---|--|

TOYOTA

Avalon

| | | | | | |
|------------------|----|-------|---------|---|--|
| A-S8, 3.5L, 6cyl | 25 | 22/31 | \$2,050 | 5 | |
|------------------|----|-------|---------|---|--|

Avalon Hybrid

| | | | | | |
|-------------------|----|-------|---------|---|--------|
| AV-S6, 2.5L, 4cyl | 43 | 43/43 | \$1,200 | 8 | HEV SS |
|-------------------|----|-------|---------|---|--------|

Avalon Hybrid XLE

| | | | | | |
|-------------------|----|-------|---------|---|--------|
| AV-S6, 2.5L, 4cyl | 44 | 43/44 | \$1,150 | 8 | HEV SS |
|-------------------|----|-------|---------|---|--------|

Avalon XLE

| | | | | | |
|------------------|----|-------|---------|---|--|
| A-S8, 3.5L, 6cyl | 26 | 22/32 | \$1,950 | 5 | |
|------------------|----|-------|---------|---|--|

Camry

| | | | | | |
|------------------|----|-------|---------|---|--|
| A-S8, 3.5L, 6cyl | 26 | 22/33 | \$1,950 | 5 | |
|------------------|----|-------|---------|---|--|

Camry AWD LE/SE

| | | | | | |
|------------------|----|-------|---------|---|--|
| A-S8, 2.5L, 4cyl | 29 | 25/34 | \$1,750 | 6 | |
|------------------|----|-------|---------|---|--|

Camry AWD XLE/XSE

| | | | | | |
|------------------|----|-------|---------|---|--|
| A-S8, 2.5L, 4cyl | 28 | 25/34 | \$1,800 | 6 | |
|------------------|----|-------|---------|---|--|

Camry Hybrid LE

| | | | | | |
|-------------------|----|-------|---------|---|--------|
| AV-S6, 2.5L, 4cyl | 52 | 51/53 | \$1,000 | 9 | HEV SS |
|-------------------|----|-------|---------|---|--------|

Camry Hybrid SE/XLE/XSE

| | | | | | |
|-------------------|----|-------|---------|---|--------|
| AV-S6, 2.5L, 4cyl | 46 | 44/47 | \$1,100 | 9 | HEV SS |
|-------------------|----|-------|---------|---|--------|

Camry LE/SE

| | | | | | |
|------------------|----|-------|---------|---|--|
| A-S8, 2.5L, 4cyl | 32 | 28/39 | \$1,600 | 7 | |
|------------------|----|-------|---------|---|--|

Camry TRD

| | | | | | |
|------------------|----|-------|---------|---|--|
| A-S8, 3.5L, 6cyl | 25 | 22/31 | \$2,050 | 5 | |
|------------------|----|-------|---------|---|--|

Camry XLE/XSE

| | | | | | |
|------------------|----|-------|---------|---|--|
| A-S8, 2.5L, 4cyl | 31 | 27/38 | \$1,650 | 7 | |
|------------------|----|-------|---------|---|--|

Camry XSE

| | | | | | |
|------------------|----|-------|---------|---|--|
| A-S8, 3.5L, 6cyl | 26 | 22/32 | \$1,950 | 5 | |
|------------------|----|-------|---------|---|--|

Prius

| | | | | | |
|----------------|----|-------|---------|---|--------|
| AV, 1.8L, 4cyl | 52 | 54/50 | \$1,000 | 9 | HEV SS |
|----------------|----|-------|---------|---|--------|

Prius AWD

| | | | | | |
|----------------|----|-------|---------|---|------------|
| AV, 1.8L, 4cyl | 49 | 51/47 | \$1,050 | 9 | PT4 HEV SS |
|----------------|----|-------|---------|---|------------|

Prius Eco

| | | | | | |
|----------------|----|-------|-------|---|--------|
| AV, 1.8L, 4cyl | 56 | 58/53 | \$900 | 9 | HEV SS |
|----------------|----|-------|-------|---|--------|

Prius Prime

| | | | | | |
|----------------|--------------|--|--|--|---------|
| AV, 1.8L, 4cyl | See page 39. | | | | PHEV SS |
|----------------|--------------|--|--|--|---------|

VOLKSWAGEN

Golf-R

| | | | | | |
|------------------|----|-------|---------|---|--------|
| AM-7, 2.0L, 4cyl | 26 | 23/30 | \$2,350 | 5 | P T SS |
| M-6, 2.0L, 4cyl | 23 | 20/28 | \$2,650 | 5 | P T |

GTI

| | | | | | |
|------------------|----|-------|---------|---|------|
| AM-7, 2.0L, 4cyl | 28 | 25/34 | \$1,800 | 6 | T SS |
| M-6, 2.0L, 4cyl | 28 | 24/34 | \$1,800 | 6 | T |

| Manufacturer Model Configuration (trans, eng size, cyl) | MPG | | Annual Fuel Cost | GHG Rating | Notes |
|---|------|----------|------------------|------------|-------|
| | Comb | City/Hwy | | | |

Passat

| | | | | | |
|------------------|----|-------|---------|---|------|
| A-S6, 2.0L, 4cyl | 28 | 24/36 | \$1,800 | 6 | T SS |
|------------------|----|-------|---------|---|------|

VOLVO

S90 B6 AWD

| | | | | | |
|------------------|----|-------|---------|---|------------|
| A-S8, 2.0L, 4cyl | 26 | 23/31 | \$2,350 | 5 | P R T S SS |
|------------------|----|-------|---------|---|------------|

S90 T8 AWD Recharge

| | | | | | |
|------------------|--------------|--|--|--|-----------------|
| A-S8, 2.0L, 4cyl | See page 39. | | | | P R T S PHEV SS |
|------------------|--------------|--|--|--|-----------------|

LARGE CARS

AUDI

A8 L quattro

| | | | | | |
|------------------|----|-------|---------|---|-------------|
| A-S8, 3.0L, 6cyl | 22 | 19/28 | \$2,800 | 5 | P T MHEV SS |
|------------------|----|-------|---------|---|-------------|

S8

| | | | | | |
|------------------|----|-------|---------|---|--------------------|
| A-S8, 4.0L, 8cyl | 17 | 14/23 | \$3,600 | 3 | P T Tax CD MHEV SS |
|------------------|----|-------|---------|---|--------------------|

BMW

740i Sedan

| | | | | | |
|------------------|----|-------|---------|---|--------|
| A-S8, 3.0L, 6cyl | 25 | 22/29 | \$2,450 | 5 | P T SS |
|------------------|----|-------|---------|---|--------|

740i xDrive Sedan

| | | | | | |
|------------------|----|-------|---------|---|--------|
| A-S8, 3.0L, 6cyl | 23 | 20/27 | \$2,650 | 5 | P T SS |
|------------------|----|-------|---------|---|--------|

750i xDrive Sedan

| | | | | | |
|------------------|----|-------|---------|---|--------|
| A-S8, 4.4L, 8cyl | 19 | 17/24 | \$3,250 | 4 | P T SS |
|------------------|----|-------|---------|---|--------|

Alpina B7 xDrive

| | | | | | |
|------------------|----|-------|---------|---|--------|
| A-S8, 4.4L, 8cyl | 19 | 17/24 | \$3,250 | 4 | P T SS |
|------------------|----|-------|---------|---|--------|

M760i xDrive Sedan

| | | | | | |
|-------------------|----|-------|---------|---|------------|
| A-S8, 6.6L, 12cyl | 16 | 13/20 | \$3,850 | 3 | P T Tax SS |
|-------------------|----|-------|---------|---|------------|

X1 sDrive28i

| | | | | | |
|------------------|----|-------|---------|---|--------|
| A-S8, 2.0L, 4cyl | 27 | 24/33 | \$2,300 | 6 | P T SS |
|------------------|----|-------|---------|---|--------|

X1 xDrive28i

| | | | | | |
|------------------|----|-------|---------|---|--------|
| A-S8, 2.0L, 4cyl | 26 | 23/31 | \$2,350 | 5 | P T SS |
|------------------|----|-------|---------|---|--------|

GENESIS

G80 AWD

| | | | | | |
|------------------|----|-------|---------|---|--------|
| A-S8, 2.5L, 4cyl | 25 | 22/30 | \$2,450 | 5 | P T SS |
| A-S8, 3.5L, 6cyl | 20 | 17/26 | \$3,100 | 4 | P T SS |

G80 RWD

| | | | | | |
|------------------|----|-------|---------|---|--------|
| A-S8, 2.5L, 4cyl | 26 | 23/32 | \$2,350 | 5 | P T SS |
|------------------|----|-------|---------|---|--------|

G90 AWD

| | | | | | |
|------------------|----|-------|---------|---|-----|
| A-S8, 3.3L, 6cyl | 20 | 17/24 | \$3,100 | 4 | P T |
| A-S8, 5.0L, 8cyl | 18 | 16/23 | \$3,400 | 3 | P |

G90 RWD

| | | | | | |
|------------------|----|-------|---------|---|-----|
| A-S8, 3.3L, 6cyl | 19 | 17/24 | \$3,250 | 4 | P T |
| A-S8, 5.0L, 8cyl | 19 | 16/24 | \$3,250 | 4 | P |

HONDA

Accord

| | | | | | |
|----------------|----|-------|---------|---|------|
| AV, 1.5L, 4cyl | 33 | 30/38 | \$1,550 | 7 | T SS |
|----------------|----|-------|---------|---|------|

Accord Hybrid

| | | | | | |
|----------------|----|-------|---------|---|--------|
| AV, 2.0L, 4cyl | 47 | 48/47 | \$1,100 | 9 | HEV SS |
|----------------|----|-------|---------|---|--------|

Accord Hybrid Sport/Touring

| | | | | | |
|----------------|----|-------|---------|---|--------|
| AV, 2.0L, 4cyl | 43 | 44/41 | \$1,200 | 8 | HEV SS |
|----------------|----|-------|---------|---|--------|

| Manufacturer Model Configuration (trans, eng size, cyl) | MPG | | Annual Fuel Cost | GHG Rating | Notes |
|---|------|----------|------------------|------------|-------|
| | Comb | City/Hwy | | | |

Accord Sport/Touring

| | | | | | |
|-------------------|----|-------|---------|---|------|
| AV-S7, 1.5L, 4cyl | 32 | 29/35 | \$1,600 | 7 | T SS |
| A-S10, 2.0L, 4cyl | 26 | 22/32 | \$1,950 | 5 | T |

Civic 5Dr

| | | | | | |
|-------------------|----|-------|---------|---|------|
| AV, 1.5L, 4cyl | 35 | 31/39 | \$1,450 | 7 | T SS |
| AV-S7, 1.5L, 4cyl | 33 | 30/37 | \$1,550 | 7 | T SS |
| M-6, 1.5L, 4cyl | 31 | 28/37 | \$1,650 | 7 | T SS |
| AV, 2.0L, 4cyl | 33 | 30/38 | \$1,550 | 7 | SS |
| AV-S7, 2.0L, 4cyl | 32 | 29/37 | \$1,600 | 7 | SS |
| M-6, 2.0L, 4cyl | 29 | 26/36 | \$1,750 | 6 | SS |

HYUNDAI

IONIQ

| | | | | | |
|-------------------|----|-------|-------|---|--------|
| AM-S6, 1.6L, 4cyl | 55 | 54/57 | \$900 | 9 | HEV SS |
|-------------------|----|-------|-------|---|--------|

IONIQ 5 AWD (Long Range)

| | | | | | |
|-----|----|--------|-------|----|----|
| A-1 | 98 | 110/87 | \$650 | 10 | EV |
|-----|----|--------|-------|----|----|

IONIQ 5 RWD (Long Range)

| | | | | | |
|-----|-----|--------|-------|----|----|
| A-1 | 114 | 132/98 | \$600 | 10 | EV |
|-----|-----|--------|-------|----|----|

IONIQ 5 RWD (Standard Range)

| | | | | | |
|-----|-----|--------|-------|----|----|
| A-1 | 110 | 127/94 | \$600 | 10 | EV |
|-----|-----|--------|-------|----|----|

IONIQ Blue

| | | | | | |
|-------------------|----|-------|-------|----|--------|
| AM-S6, 1.6L, 4cyl | 59 | 58/60 | \$850 | 10 | HEV SS |
|-------------------|----|-------|-------|----|--------|

Sonata

| | | | | | |
|-------------------|----|-------|---------|---|----|
| A-S8, 1.6L, 4cyl | 31 | 27/37 | \$1,650 | 7 | T |
| A-S8, 2.5L, 4cyl | 32 | 28/38 | \$1,600 | 7 | SS |
| A-S8, 2.5L, 4cyl | 31 | 27/37 | \$1,650 | 7 | |
| AM-S8, 2.5L, 4cyl | 27 | 23/33 | \$1,900 | 6 | T |

Sonata Hybrid

| | | | | | |
|-------------------|----|-------|---------|---|--------|
| AM-S6, 2.0L, 4cyl | 47 | 45/51 | \$1,100 | 9 | HEV SS |
|-------------------|----|-------|---------|---|--------|

Sonata Hybrid Blue

| | | | | | |
|-------------------|----|-------|---------|---|--------|
| AM-S6, 2.0L, 4cyl | 52 | 50/54 | \$1,000 | 9 | HEV SS |
|-------------------|----|-------|---------|---|--------|

KIA

K5

| | | | | | |
|-------------------|----|-------|---------|---|------|
| A-S8, 1.6L, 4cyl | 32 | 29/38 | \$1,600 | 7 | T SS |
| A-S8, 1.6L, 4cyl | 31 | 27/37 | \$1,650 | 7 | T |
| AM-S8, 2.5L, 4cyl | 27 | 24/32 | \$1,900 | 6 | T |

K5 AWD

| | | | | | |
|------------------|----|-------|---------|---|---|
| A-S8, 1.6L, 4cyl | 28 | 25/33 | \$1,800 | 6 | T |
|------------------|----|-------|---------|---|---|

LUCID

Air Dream P AWD w/19in wheels

| | | | | | |
|-----|-----|---------|-------|----|----|
| A-1 | 116 | 117/114 | \$550 | 10 | EV |
|-----|-----|---------|-------|----|----|

Air Dream P AWD w/21in wheels

| | | | | | |
|-----|-----|---------|-------|----|----|
| A-1 | 111 | 110/111 | \$600 | 10 | EV |
|-----|-----|---------|-------|----|----|

Air Dream R AWD w/19in wheels

| | | | | | |
|-----|-----|---------|-------|----|----|
| A-1 | 125 | 126/125 | \$500 | 10 | EV |
|-----|-----|---------|-------|----|----|

Air Dream R AWD w/21in wheels

| | | | | | |
|-----|-----|---------|-------|----|----|
| A-1 | 116 | 115/117 | \$550 | 10 | EV |
|-----|-----|---------|-------|----|----|

Air G Touring AWD w/19in wheels

| | | | | | |
|-----|-----|---------|-------|----|----|
| A-1 | 131 | 130/132 | \$500 | 10 | EV |
|-----|-----|---------|-------|----|----|

Air G Touring AWD w/21in wheels

| | | | | | |
|-----|-----|---------|-------|----|----|
| A-1 | 121 | 121/122 | \$550 | 10 | EV |
|-----|-----|---------|-------|----|----|

| Manufacturer Model Configuration (trans, eng size, cyl) | MPG | | Annual Fuel Cost | GHG Rating | Notes |
|---|------|----------|------------------|------------|-------|
| | Comb | City/Hwy | | | |

MASERATI

Quattroporte GT

| | | | | | |
|-----------------|----|-------|---------|---|-------|
| A-8, 3.0L, 6cyl | 19 | 16/25 | \$3,250 | 4 | PRTSS |
|-----------------|----|-------|---------|---|-------|

Quattroporte Modena AWD

| | | | | | |
|-----------------|----|-------|---------|---|-------|
| A-8, 3.0L, 6cyl | 19 | 16/24 | \$3,250 | 4 | PRTSS |
|-----------------|----|-------|---------|---|-------|

Quattroporte Modena RWD

| | | | | | |
|-----------------|----|-------|---------|---|-------|
| A-8, 3.0L, 6cyl | 19 | 16/25 | \$3,250 | 4 | PRTSS |
|-----------------|----|-------|---------|---|-------|

Quattroporte Trofeo

| | | | | | |
|-----------------|----|-------|---------|---|------------|
| A-8, 3.8L, 8cyl | 16 | 13/20 | \$3,850 | 3 | PRT Tax SS |
|-----------------|----|-------|---------|---|------------|

MERCEDES-BENZ

EQS 450 Plus

| | | | | | |
|-----|----|-------|-------|----|------|
| A-1 | 97 | 97/97 | \$700 | 10 | EVSS |
|-----|----|-------|-------|----|------|

S500 4matic

| | | | | | |
|-----------------|----|-------|---------|---|------------|
| A-9, 3.0L, 6cyl | 24 | 21/30 | \$2,550 | 5 | PR MHEV SS |
|-----------------|----|-------|---------|---|------------|

S580 4matic

| | | | | | |
|-----------------|----|-------|---------|---|-------------|
| A-9, 4.0L, 8cyl | 19 | 16/25 | \$3,250 | 4 | PRT MHEV SS |
|-----------------|----|-------|---------|---|-------------|

S580 4matic Maybach

| | | | | | |
|-----------------|----|-------|---------|---|-------------|
| A-9, 4.0L, 8cyl | 18 | 15/24 | \$3,400 | 3 | PRT MHEV SS |
|-----------------|----|-------|---------|---|-------------|

PORSCHE

Panamera

| | | | | | |
|-------------------|----|-------|---------|---|-------|
| AM-S8, 2.9L, 6cyl | 20 | 18/24 | \$3,100 | 4 | PRTSS |
|-------------------|----|-------|---------|---|-------|

Panamera 4

| | | | | | |
|-------------------|----|-------|---------|---|-------|
| AM-S8, 2.9L, 6cyl | 20 | 18/24 | \$3,100 | 4 | PRTSS |
|-------------------|----|-------|---------|---|-------|

Panamera 4 E-Hybrid/Exec/ST

| | | | | | |
|-------------------|--------------|--|--|---|-------------|
| AM-S8, 2.9L, 6cyl | See page 39. | | | 3 | PRT PHEV SS |
|-------------------|--------------|--|--|---|-------------|

Panamera 4 Executive

| | | | | | |
|-------------------|----|-------|---------|---|-------|
| AM-S8, 2.9L, 6cyl | 19 | 17/23 | \$3,250 | 4 | PRTSS |
|-------------------|----|-------|---------|---|-------|

Panamera 4 ST

| | | | | | |
|-------------------|----|-------|---------|---|-------|
| AM-S8, 2.9L, 6cyl | 20 | 18/23 | \$3,100 | 4 | PRTSS |
|-------------------|----|-------|---------|---|-------|

Panamera 4S

| | | | | | |
|-------------------|----|-------|---------|---|-------|
| AM-S8, 2.9L, 6cyl | 20 | 18/24 | \$3,100 | 4 | PRTSS |
|-------------------|----|-------|---------|---|-------|

Panamera 4S E-Hybrid/Exec/ST

| | | | | | |
|-------------------|--------------|--|--|---|-------------|
| AM-S8, 2.9L, 6cyl | See page 39. | | | 3 | PRT PHEV SS |
|-------------------|--------------|--|--|---|-------------|

Panamera 4S Executive

| | | | | | |
|-------------------|----|-------|---------|---|-------|
| AM-S8, 2.9L, 6cyl | 19 | 17/23 | \$3,250 | 4 | PRTSS |
|-------------------|----|-------|---------|---|-------|

Panamera 4S ST

| | | | | | |
|-------------------|----|-------|---------|---|-------|
| AM-S8, 2.9L, 6cyl | 19 | 17/23 | \$3,250 | 4 | PRTSS |
|-------------------|----|-------|---------|---|-------|

Panamera GTS

| | | | | | |
|-------------------|----|-------|---------|---|-----------|
| AM-S8, 4.0L, 8cyl | 17 | 15/21 | \$3,600 | 3 | PRT CD SS |
|-------------------|----|-------|---------|---|-----------|

Panamera GTS ST

| | | | | | |
|-------------------|----|-------|---------|---|-----------|
| AM-S8, 4.0L, 8cyl | 17 | 15/20 | \$3,600 | 3 | PRT CD SS |
|-------------------|----|-------|---------|---|-----------|

Panamera Turbo S/Exec/ST

| | | | | | |
|-------------------|----|-------|---------|---|-----------|
| AM-S8, 4.0L, 8cyl | 17 | 15/21 | \$3,600 | 3 | PRT CD SS |
|-------------------|----|-------|---------|---|-----------|

Panamera TurboS E-Hybrid/Exec/ST

| | | | | | |
|-------------------|--------------|--|--|---|-------------|
| AM-S8, 4.0L, 8cyl | See page 39. | | | 3 | PRT PHEV SS |
|-------------------|--------------|--|--|---|-------------|

ROLLS-ROYCE

Ghost

| | | | | | |
|-------------------|----|-------|---------|---|--------|
| A-S8, 6.7L, 12cyl | 14 | 12/19 | \$4,400 | 2 | PT Tax |
|-------------------|----|-------|---------|---|--------|

Ghost Black Badge

| | | | | | |
|-------------------|----|-------|---------|---|--------|
| A-S8, 6.7L, 12cyl | 14 | 12/19 | \$4,400 | 2 | PT Tax |
|-------------------|----|-------|---------|---|--------|

| Manufacturer Model Configuration (trans, eng size, cyl) | MPG | | Annual Fuel Cost | GHG Rating | Notes |
|---|------|----------|------------------|------------|-------|
| | Comb | City/Hwy | | | |

Ghost Extended

| | | | | | |
|-------------------|----|-------|---------|---|--------|
| A-S8, 6.7L, 12cyl | 14 | 12/19 | \$4,400 | 2 | PT Tax |
|-------------------|----|-------|---------|---|--------|

Phantom

| | | | | | |
|-------------------|----|-------|---------|---|--------|
| A-S8, 6.7L, 12cyl | 14 | 12/20 | \$4,400 | 2 | PT Tax |
|-------------------|----|-------|---------|---|--------|

Phantom Extended

| | | | | | |
|-------------------|----|-------|---------|---|--------|
| A-S8, 6.7L, 12cyl | 14 | 12/20 | \$4,400 | 2 | PT Tax |
|-------------------|----|-------|---------|---|--------|

SUBARU

Legacy AWD

| | | | | | |
|-------------------|----|-------|---------|---|-----|
| AV-S8, 2.4L, 4cyl | 27 | 24/32 | \$1,900 | 6 | TSS |
|-------------------|----|-------|---------|---|-----|

| | | | | | |
|-------------------|----|-------|---------|---|----|
| AV-S8, 2.5L, 4cyl | 30 | 27/35 | \$1,700 | 6 | SS |
|-------------------|----|-------|---------|---|----|

SMALL STATION WAGONS

AUDI

A4 allroad quattro

| | | | | | |
|-------------------|----|-------|---------|---|------------|
| AM-S7, 2.0L, 4cyl | 26 | 24/30 | \$2,350 | 5 | PT MHEV SS |
|-------------------|----|-------|---------|---|------------|

CHEVROLET

Bolt EUV

| | | | | | |
|----|-----|---------|-------|----|----|
| AV | 115 | 125/104 | \$550 | 10 | EV |
|----|-----|---------|-------|----|----|

Bolt EV

| | | | | | |
|------|-----|---------|-------|----|----|
| ▶ AV | 120 | 131/109 | \$550 | 10 | EV |
|------|-----|---------|-------|----|----|

HONDA

HR-V AWD

| | | | | | |
|----------------|----|-------|---------|---|--|
| AV, 1.8L, 4cyl | 29 | 27/31 | \$1,750 | 6 | |
|----------------|----|-------|---------|---|--|

| | | | | | |
|-------------------|----|-------|---------|---|--|
| AV-S7, 1.8L, 4cyl | 28 | 26/31 | \$1,800 | 6 | |
|-------------------|----|-------|---------|---|--|

HR-V FWD

| | | | | | |
|----------------|----|-------|---------|---|--|
| AV, 1.8L, 4cyl | 30 | 28/34 | \$1,700 | 6 | |
|----------------|----|-------|---------|---|--|

| | | | | | |
|-------------------|----|-------|---------|---|--|
| AV-S7, 1.8L, 4cyl | 30 | 28/34 | \$1,700 | 6 | |
|-------------------|----|-------|---------|---|--|

KIA

Niro

| | | | | | |
|-------------------|----|-------|---------|---|--------|
| AM-S6, 1.6L, 4cyl | 49 | 51/46 | \$1,050 | 9 | HEV SS |
|-------------------|----|-------|---------|---|--------|

Niro Electric

| | | | | | |
|-----|-----|---------|-------|----|----|
| A-1 | 112 | 123/102 | \$600 | 10 | EV |
|-----|-----|---------|-------|----|----|

Niro FE

| | | | | | |
|---------------------|----|-------|---------|---|--------|
| ▶ AM-S6, 1.6L, 4cyl | 50 | 53/48 | \$1,000 | 9 | HEV SS |
|---------------------|----|-------|---------|---|--------|

Niro Plug-in Hybrid

| | | | | | |
|-------------------|--------------|--|--|---|---------|
| AM-S6, 1.6L, 4cyl | See page 39. | | | 3 | PHEV SS |
|-------------------|--------------|--|--|---|---------|

Niro Touring

| | | | | | |
|-------------------|----|-------|---------|---|--------|
| AM-S6, 1.6L, 4cyl | 43 | 46/40 | \$1,200 | 8 | HEV SS |
|-------------------|----|-------|---------|---|--------|

Soul

| | | | | | |
|-------------------|----|-------|---------|---|-----|
| AM-S7, 1.6L, 4cyl | 29 | 27/32 | \$1,750 | 6 | TSS |
|-------------------|----|-------|---------|---|-----|

| | | | | | |
|----------------|----|-------|---------|---|----|
| AV, 2.0L, 4cyl | 30 | 28/33 | \$1,700 | 6 | SS |
|----------------|----|-------|---------|---|----|

Soul Eco dynamics

| | | | | | |
|----------------|----|-------|---------|---|----|
| AV, 2.0L, 4cyl | 31 | 29/35 | \$1,650 | 7 | SS |
|----------------|----|-------|---------|---|----|

MERCEDES-BENZ

AMG GLA35 4matic

| | | | | | |
|------------------|----|-------|---------|---|-------|
| AM-8, 2.0L, 4cyl | 25 | 22/30 | \$2,450 | 5 | PRTSS |
|------------------|----|-------|---------|---|-------|

| Manufacturer Model Configuration (trans, eng size, cyl) | MPG | | Annual Fuel Cost | GHG Rating | Notes |
|---|------|----------|------------------|------------|-------|
| | Comb | City/Hwy | | | |

SUBARU

Impreza 5-Door

| | | | | | |
|-------------------|----|-------|---------|---|--|
| AV-S7, 2.0L, 4cyl | 31 | 28/36 | \$1,650 | 7 | |
| M-5, 2.0L, 4cyl | 26 | 24/31 | \$1,950 | 5 | |

Impreza Sport 5-Door

| | | | | | |
|-------------------|----|-------|---------|---|--|
| AV-S7, 2.0L, 4cyl | 30 | 27/35 | \$1,700 | 6 | |
| M-5, 2.0L, 4cyl | 25 | 22/30 | \$2,050 | 5 | |

VOLVO

V60 T8 AWD Recharge

| | | | | | |
|------------------|--------------|--|--|--|---------------|
| A-S8, 2.0L, 4cyl | See page 39. | | | | PRT S PHEV SS |
|------------------|--------------|--|--|--|---------------|

V60CC T5 AWD

| | | | | | |
|------------------|----|-------|---------|---|--------|
| A-S8, 2.0L, 4cyl | 25 | 22/31 | \$2,450 | 5 | PRT SS |
|------------------|----|-------|---------|---|--------|

MIDSIZE STATION WAGONS

AUDI

A6 Allroad quattro

| | | | | | |
|-------------------|----|-------|---------|---|-------------|
| AM-S7, 3.0L, 6cyl | 23 | 21/28 | \$2,650 | 5 | P T MHEV SS |
|-------------------|----|-------|---------|---|-------------|

RS 6 Avant

| | | | | | |
|------------------|----|-------|---------|---|----------------|
| A-S8, 4.0L, 8cyl | 17 | 15/22 | \$3,600 | 3 | P T CD MHEV SS |
|------------------|----|-------|---------|---|----------------|

KIA

EV6 AWD (Long Range)

| | | | | | |
|-----|-----|--------|-------|----|----|
| A-1 | 105 | 116/94 | \$600 | 10 | EV |
|-----|-----|--------|-------|----|----|

EV6 RWD (Long Range)

| | | | | | |
|-----|-----|---------|-------|----|----|
| A-1 | 117 | 134/101 | \$550 | 10 | EV |
|-----|-----|---------|-------|----|----|

EV6 RWD (Standard Range)

| | | | | | |
|-----|-----|---------|-------|----|----|
| A-1 | 117 | 136/100 | \$550 | 10 | EV |
|-----|-----|---------|-------|----|----|

MERCEDES-BENZ

AMG GLB35 4matic

| | | | | | |
|------------------|----|-------|---------|---|--------|
| AM-8, 2.0L, 4cyl | 22 | 20/27 | \$2,800 | 5 | PRT SS |
|------------------|----|-------|---------|---|--------|

E450 4matic All-Terrain (wagon)

| | | | | | |
|-----------------|----|-------|---------|---|-------------|
| A-9, 3.0L, 6cyl | 24 | 21/28 | \$2,550 | 5 | PRT MHEV SS |
|-----------------|----|-------|---------|---|-------------|

NISSAN

Murano AWD

| | | | | | |
|-------------------|----|-------|---------|---|--|
| AV-S7, 3.5L, 6cyl | 23 | 20/28 | \$2,200 | 5 | |
|-------------------|----|-------|---------|---|--|

Murano FWD

| | | | | | |
|-------------------|----|-------|---------|---|--|
| AV-S7, 3.5L, 6cyl | 23 | 20/28 | \$2,200 | 5 | |
|-------------------|----|-------|---------|---|--|

ROLLS-ROYCE

Cullinan

| | | | | | |
|-------------------|----|-------|---------|---|---------|
| A-S8, 6.7L, 12cyl | 14 | 12/20 | \$4,400 | 2 | P T Tax |
|-------------------|----|-------|---------|---|---------|

Cullinan Black Badge

| | | | | | |
|-------------------|----|-------|---------|---|---------|
| A-S8, 6.7L, 12cyl | 14 | 12/20 | \$4,400 | 2 | P T Tax |
|-------------------|----|-------|---------|---|---------|

VOLVO

V90CC B6 AWD

| | | | | | |
|------------------|----|-------|---------|---|----------|
| A-S8, 2.0L, 4cyl | 25 | 22/29 | \$2,450 | 5 | PRT S SS |
|------------------|----|-------|---------|---|----------|

| Manufacturer Model Configuration (trans, eng size, cyl) | MPG | | Annual Fuel Cost | GHG Rating | Notes |
|---|------|----------|------------------|------------|-------|
| | Comb | City/Hwy | | | |

SMALL PICKUP TRUCKS 2WD

CHEVROLET

Colorado 2WD

| | | | | | |
|-----------------|----|-------|---------|---|----|
| A-6, 2.5L, 4cyl | 22 | 19/25 | \$2,300 | 5 | |
| A-6, 2.8L, 4cyl | 23 | 20/30 | \$2,450 | 4 | DT |
| A-8, 3.6L, 6cyl | 21 | 18/25 | \$2,400 | 4 | CD |

FORD

Maverick FWD

| | | | | | |
|-----------------|----|-------|---------|---|------|
| A-8, 2.0L, 4cyl | 26 | 23/30 | \$1,950 | 5 | T SS |
|-----------------|----|-------|---------|---|------|

GMC

Canyon 2WD

| | | | | | |
|-----------------|----|-------|---------|---|----|
| A-6, 2.5L, 4cyl | 22 | 19/25 | \$2,300 | 5 | |
| A-6, 2.8L, 4cyl | 23 | 20/30 | \$2,450 | 4 | DT |
| A-8, 3.6L, 6cyl | 21 | 18/25 | \$2,400 | 4 | CD |

TOYOTA

Tacoma 2WD

| | | | | | |
|------------------|----|-------|---------|---|--|
| A-S6, 2.7L, 4cyl | 21 | 20/23 | \$2,400 | 4 | |
| A-S6, 3.5L, 6cyl | 21 | 19/24 | \$2,400 | 4 | |

SMALL PICKUP TRUCKS 4WD

CHEVROLET

Colorado 4WD

| | | | | | |
|-----------------|----|-------|---------|---|----|
| A-6, 2.5L, 4cyl | 21 | 19/24 | \$2,400 | 4 | |
| A-6, 2.8L, 4cyl | 22 | 19/28 | \$2,550 | 4 | DT |
| A-8, 3.6L, 6cyl | 19 | 17/24 | \$2,650 | 4 | CD |

Colorado ZR2 4WD

| | | | | | |
|-----------------|----|-------|---------|---|----|
| A-6, 2.8L, 4cyl | 19 | 18/22 | \$2,950 | 3 | DT |
| A-8, 3.6L, 6cyl | 17 | 16/18 | \$3,000 | 3 | CD |

FORD

Maverick AWD

| | | | | | |
|-----------------|----|-------|---------|---|------|
| A-8, 2.0L, 4cyl | 25 | 22/29 | \$2,050 | 5 | T SS |
|-----------------|----|-------|---------|---|------|

GMC

Canyon 4WD

| | | | | | |
|-----------------|----|-------|---------|---|----|
| A-6, 2.5L, 4cyl | 21 | 19/24 | \$2,400 | 4 | |
| A-6, 2.8L, 4cyl | 22 | 19/28 | \$2,550 | 4 | DT |
| A-8, 3.6L, 6cyl | 19 | 17/24 | \$2,650 | 4 | CD |

TOYOTA

Tacoma 4WD

| | | | | | |
|------------------|----|-------|---------|---|-----|
| A-S6, 2.7L, 4cyl | 20 | 19/22 | \$2,550 | 4 | PT4 |
| A-S6, 3.5L, 6cyl | 20 | 18/22 | \$2,550 | 4 | PT4 |
| M-6, 3.5L, 6cyl | 18 | 17/21 | \$2,800 | 3 | PT4 |

Tacoma 4WD D-CAB MT TRD-ORP/PRO

| | | | | | |
|-----------------|----|-------|---------|---|-----|
| M-6, 3.5L, 6cyl | 18 | 17/20 | \$2,800 | 3 | PT4 |
|-----------------|----|-------|---------|---|-----|

| Manufacturer Model Configuration (trans, eng size, cyl) | MPG | | Annual Fuel Cost | GHG Rating | Notes |
|--|------|----------|------------------|------------|-------|
| | Comb | City/Hwy | | | |
| STANDARD PICKUP TRUCKS 2WD | | | | | |

CHEVROLET

Silverado 2WD

| | | | | | |
|------------------|----|-------|---------|---|----------------|
| A-8, 2.7L, 4cyl | 20 | 19/22 | \$2,550 | 4 | T CD SS |
| A-8, 2.7L, 4cyl | 20 | 19/22 | \$2,550 | 4 | T CD S-Mode SS |
| A-10, 3.0L, 6cyl | 26 | 23/31 | \$2,150 | 5 | D T SS |
| A-6, 5.3L, 8cyl | 16 | 15/19 | \$3,150 | 3 | Gas CD |
| | 12 | 11/15 | \$3,000 | 3 | E85 |
| A-8, 5.3L, 8cyl | 18 | 16/21 | \$2,800 | 3 | CD S-Mode SS |
| A-8, 5.3L, 8cyl | 18 | 16/21 | \$2,800 | 3 | CD SS |

FORD

F150 Pickup 2WD

| | | | | | |
|-------------------|----|-------|---------|---|------|
| A-S10, 2.7L, 6cyl | 22 | 20/26 | \$2,300 | 5 | T SS |
| A-S10, 3.5L, 6cyl | 20 | 18/24 | \$2,550 | 4 | T SS |
| A-S10, 3.5L, 6cyl | 20 | 17/24 | \$2,550 | 4 | T |

F150 Pickup 2WD FFV

| | | | | | |
|-------------------|----|-------|---------|---|-----------|
| A-S10, 3.3L, 6cyl | 21 | 19/24 | \$2,400 | 4 | Gas SS |
| | 16 | 14/18 | \$2,250 | 5 | E85 |
| A-S10, 5.0L, 8cyl | 20 | 17/24 | \$2,550 | 4 | Gas CD SS |
| | 14 | 11/18 | \$2,550 | 4 | E85 |
| A-S10, 5.0L, 8cyl | 19 | 17/24 | \$2,650 | 4 | Gas CD |
| | 14 | 12/18 | \$2,550 | 4 | E85 |

GMC

Sierra 2WD

| | | | | | |
|------------------|----|-------|---------|---|----------------|
| A-8, 2.7L, 4cyl | 20 | 19/22 | \$2,550 | 4 | T CD SS |
| A-8, 2.7L, 4cyl | 20 | 19/22 | \$2,550 | 4 | T CD S-Mode SS |
| A-10, 3.0L, 6cyl | 26 | 23/30 | \$2,150 | 5 | D T SS |
| A-6, 5.3L, 8cyl | 16 | 15/19 | \$3,150 | 3 | Gas CD |
| | 12 | 11/15 | \$3,000 | 3 | E85 |
| A-8, 5.3L, 8cyl | 18 | 16/21 | \$2,800 | 3 | CD S-Mode SS |
| A-8, 5.3L, 8cyl | 18 | 16/21 | \$2,800 | 3 | CD SS |

NISSAN

Frontier 2WD

| | | | | | |
|------------------|----|-------|---------|---|--|
| A-S9, 3.8L, 6cyl | 20 | 18/24 | \$2,550 | 4 | |
|------------------|----|-------|---------|---|--|

RAM

1500 2WD

| | | | | | |
|-----------------|----|-------|---------|---|----------------|
| A-8, 3.0L, 6cyl | 26 | 22/32 | \$2,150 | 5 | D T |
| A-8, 3.6L, 6cyl | 22 | 20/25 | \$2,300 | 5 | MHEV SS |
| A-8, 5.7L, 8cyl | 20 | 18/23 | \$2,850 | 4 | Mid CD MHEV SS |
| A-8, 5.7L, 8cyl | 17 | 15/22 | \$3,400 | 3 | Mid CD |

1500 Classic 2WD

| | | | | | |
|-----------------|----|-------|---------|---|--------|
| A-8, 3.6L, 6cyl | 20 | 17/25 | \$2,550 | 4 | |
| A-8, 5.7L, 8cyl | 17 | 15/21 | \$3,400 | 3 | Mid CD |

1500 HFE 2WD

| | | | | | |
|-----------------|----|-------|---------|---|---------|
| A-8, 3.0L, 6cyl | 26 | 23/33 | \$2,150 | 5 | D T |
| A-8, 3.6L, 6cyl | 23 | 20/26 | \$2,200 | 5 | MHEV SS |

TOYOTA

Tundra 2WD

| | | | | | |
|-------------------|----|-------|---------|---|-------------|
| A-S10, 3.4L, 6cyl | 20 | 18/24 | \$2,550 | 4 | T SS |
| A-S10, 3.4L, 6cyl | 20 | 18/23 | \$2,550 | 4 | T 3-Mode SS |

| Manufacturer Model Configuration (trans, eng size, cyl) | MPG | | Annual Fuel Cost | GHG Rating | Notes |
|--|------|----------|------------------|------------|-------|
| | Comb | City/Hwy | | | |
| STANDARD PICKUP TRUCKS 4WD | | | | | |

CHEVROLET

Silverado 4WD

| | | | | | |
|------------------|----|-------|---------|---|----------------|
| A-8, 2.7L, 4cyl | 18 | 17/20 | \$2,800 | 3 | T CD SS |
| A-8, 2.7L, 4cyl | 18 | 17/20 | \$2,800 | 3 | T CD S-Mode SS |
| A-10, 3.0L, 6cyl | 24 | 22/26 | \$2,300 | 4 | D T SS |
| A-10, 5.3L, 8cyl | 16 | 15/19 | \$3,150 | 3 | CD |
| A-10, 5.3L, 8cyl | 17 | 15/19 | \$3,000 | 3 | CD SS |
| A-6, 5.3L, 8cyl | 16 | 14/18 | \$3,150 | 3 | Gas CD |
| | 12 | 11/13 | \$3,000 | 3 | E85 |
| A-8, 5.3L, 8cyl | 17 | 15/20 | \$3,000 | 3 | CD S-Mode SS |
| A-8, 5.3L, 8cyl | 17 | 15/20 | \$3,000 | 3 | CD SS |
| A-10, 6.2L, 8cyl | 17 | 15/20 | \$3,600 | 3 | P CD S-Mode SS |
| A-10, 6.2L, 8cyl | 16 | 14/19 | \$3,850 | 3 | P CD 2 mode |
| A-10, 6.2L, 8cyl | 16 | 14/18 | \$3,850 | 3 | P CD |

Silverado Mud Terrain Tires 4WD

| | | | | | |
|------------------|----|-------|---------|---|---------|
| A-8, 2.7L, 4cyl | 17 | 16/18 | \$3,000 | 3 | T CD SS |
| A-10, 3.0L, 6cyl | 21 | 20/23 | \$2,650 | 4 | D T SS |
| A-10, 5.3L, 8cyl | 15 | 14/17 | \$3,400 | 2 | CD |
| A-10, 5.3L, 8cyl | 15 | 14/17 | \$3,400 | 2 | CD SS |
| A-6, 5.3L, 8cyl | 15 | 14/16 | \$3,400 | 2 | Gas CD |
| | 11 | 10/12 | \$3,250 | 3 | E85 |
| A-8, 5.3L, 8cyl | 15 | 14/18 | \$3,400 | 2 | CD SS |
| A-10, 6.2L, 8cyl | 16 | 14/18 | \$3,850 | 3 | P CD SS |
| A-10, 6.2L, 8cyl | 14 | 13/17 | \$4,400 | 2 | P CD |

FORD

F150 Pickup 4WD

| | | | | | |
|-------------------|----|-------|---------|---|----------|
| A-S10, 2.7L, 6cyl | 21 | 19/24 | \$2,400 | 4 | T PT4 SS |
| A-S10, 2.7L, 6cyl | 20 | 17/23 | \$2,550 | 4 | T PT4 |
| A-S10, 3.5L, 6cyl | 20 | 18/23 | \$2,550 | 4 | T PT4 SS |
| A-S10, 3.5L, 6cyl | 19 | 17/23 | \$2,650 | 4 | T PT4 |

F150 Pickup 4WD FFV

| | | | | | |
|-------------------|----|-------|---------|---|---------------|
| A-S10, 3.3L, 6cyl | 20 | 19/22 | \$2,550 | 4 | Gas PT4 SS |
| | 15 | 14/18 | \$2,400 | 5 | E85 |
| A-S10, 5.0L, 8cyl | 19 | 16/22 | \$2,650 | 4 | Gas PT4 CD SS |
| | 13 | 11/17 | \$2,750 | 4 | E85 |
| A-S10, 5.0L, 8cyl | 18 | 16/22 | \$2,800 | 3 | Gas PT4 CD |
| | 14 | 12/17 | \$2,550 | 4 | E85 |

F150 Pickup Tremor 4WD

| | | | | | |
|-------------------|----|-------|---------|---|----------|
| A-S10, 3.5L, 6cyl | 18 | 16/20 | \$2,800 | 3 | T PT4 SS |
| A-S10, 3.5L, 6cyl | 18 | 16/20 | \$2,800 | 3 | T PT4 |

F150 RAPTOR 37 4WD

| | | | | | |
|-------------------|----|-------|---------|---|----------|
| A-S10, 3.5L, 6cyl | 15 | 15/16 | \$3,400 | 2 | T PT4 SS |
| A-S10, 3.5L, 6cyl | 15 | 14/16 | \$3,400 | 2 | T PT4 |

F150 RAPTOR 4WD

| | | | | | |
|-------------------|----|-------|---------|---|----------|
| A-S10, 3.5L, 6cyl | 16 | 15/18 | \$3,150 | 3 | T PT4 SS |
| A-S10, 3.5L, 6cyl | 15 | 14/18 | \$3,400 | 2 | T PT4 |

| Manufacturer Model Configuration (trans, eng size, cyl) | MPG | | Annual Fuel Cost | GHG Rating | Notes |
|---|------|----------|------------------|------------|-------|
| | Comb | City/Hwy | | | |

GMC

Sierra 4WD

| | | | | | |
|------------------|----|-------|---------|---|----------------|
| A-8, 2.7L, 4cyl | 18 | 17/20 | \$2,800 | 3 | T CD SS |
| A-8, 2.7L, 4cyl | 18 | 17/20 | \$2,800 | 3 | T CD S-Mode SS |
| A-10, 3.0L, 6cyl | 24 | 22/26 | \$2,300 | 4 | D T SS |
| A-10, 5.3L, 8cyl | 16 | 15/19 | \$3,150 | 3 | CD |
| A-10, 5.3L, 8cyl | 17 | 15/19 | \$3,000 | 3 | CD SS |
| A-6, 5.3L, 8cyl | 16 | 14/18 | \$3,150 | 3 | Gas CD |
| | 12 | 11/13 | \$3,000 | 3 | E85 |
| A-8, 5.3L, 8cyl | 17 | 15/20 | \$3,000 | 3 | CD S-Mode SS |
| A-8, 5.3L, 8cyl | 17 | 15/20 | \$3,000 | 3 | CD SS |
| A-10, 6.2L, 8cyl | 17 | 15/20 | \$3,600 | 3 | P CD SS |
| A-10, 6.2L, 8cyl | 16 | 14/19 | \$3,850 | 3 | P CD |

Sierra Mud Terrain Tires 4WD

| | | | | | |
|------------------|----|-------|---------|---|---------|
| A-8, 2.7L, 4cyl | 17 | 16/18 | \$3,000 | 3 | T CD SS |
| A-10, 3.0L, 6cyl | 21 | 20/23 | \$2,650 | 4 | D T SS |
| A-6, 5.3L, 8cyl | 15 | 14/16 | \$3,400 | 2 | Gas CD |
| | 11 | 10/12 | \$3,250 | 3 | E85 |
| A-8, 5.3L, 8cyl | 15 | 14/18 | \$3,400 | 2 | CD SS |
| A-10, 6.2L, 8cyl | 16 | 14/18 | \$3,850 | 3 | P CD SS |
| A-10, 6.2L, 8cyl | 14 | 13/17 | \$4,400 | 2 | P CD |

HONDA

Ridgeline AWD

| | | | | | |
|------------------|----|-------|---------|---|-------|
| A-S9, 3.5L, 6cyl | 21 | 18/24 | \$2,400 | 4 | CD SS |
|------------------|----|-------|---------|---|-------|

JEEP

Gladiator 4WD

| | | | | | |
|-----------------|----|-------|---------|---|----|
| A-8, 3.6L, 6cyl | 19 | 17/22 | \$2,650 | 4 | SS |
| M-6, 3.6L, 6cyl | 19 | 16/23 | \$2,650 | 4 | SS |

Gladiator EcoDiesel 4WD

| | | | | | |
|-----------------|----|-------|---------|---|-----|
| A-8, 3.0L, 6cyl | 24 | 22/28 | \$2,300 | 4 | D T |
|-----------------|----|-------|---------|---|-----|

Gladiator Rubic EcoDiesel 4WD

| | | | | | |
|-----------------|----|-------|---------|---|-----|
| A-8, 3.0L, 6cyl | 24 | 21/27 | \$2,300 | 4 | D T |
|-----------------|----|-------|---------|---|-----|

NISSAN

Frontier 4WD

| | | | | | |
|------------------|----|-------|---------|---|-----|
| A-S9, 3.8L, 6cyl | 19 | 17/22 | \$2,650 | 4 | PT4 |
|------------------|----|-------|---------|---|-----|

RAM

1500 4WD

| | | | | | |
|-----------------|----|-------|---------|---|----------------|
| A-8, 3.0L, 6cyl | 24 | 21/29 | \$2,300 | 4 | D T |
| A-8, 3.6L, 6cyl | 21 | 19/24 | \$2,400 | 4 | MHEV SS |
| A-8, 5.7L, 8cyl | 19 | 18/22 | \$3,000 | 4 | Mid CD MHEV SS |
| A-8, 5.7L, 8cyl | 17 | 15/21 | \$3,400 | 3 | Mid CD |

1500 Classic 4WD

| | | | | | |
|-----------------|----|-------|---------|---|--------|
| A-8, 3.6L, 6cyl | 19 | 16/23 | \$2,650 | 4 | |
| A-8, 5.7L, 8cyl | 17 | 15/21 | \$3,400 | 3 | Mid CD |

1500 TRX 4WD

| | | | | | |
|-----------------|----|-------|---------|---|-----|
| A-8, 6.2L, 8cyl | 12 | 10/14 | \$5,100 | 1 | P S |
|-----------------|----|-------|---------|---|-----|

RIVIAN

R1T

| | | | | | |
|-----|----|-------|-------|----|--------|
| A-1 | 70 | 74/66 | \$950 | 10 | PT4 EV |
|-----|----|-------|-------|----|--------|

| Manufacturer Model Configuration (trans, eng size, cyl) | MPG | | Annual Fuel Cost | GHG Rating | Notes |
|---|------|----------|------------------|------------|-------|
| | Comb | City/Hwy | | | |

TOYOTA

Tundra 4WD

| | | | | | |
|-------------------|----|-------|---------|---|-----------------|
| A-S10, 3.4L, 6cyl | 19 | 17/23 | \$2,650 | 4 | T PT4 SS |
| A-S10, 3.4L, 6cyl | 19 | 17/22 | \$2,650 | 4 | T PT4 3-Mode SS |

SPECIAL PURPOSE VEHICLES 2WD

CADILLAC

XT5 Hearse FWD

| | | | | | |
|------------------|----|-------|---------|---|-----------|
| A-S9, 2.0L, 4cyl | 21 | 20/23 | \$2,950 | 4 | PRT CD SS |
|------------------|----|-------|---------|---|-----------|

XT5 Limo FWD

| | | | | | |
|------------------|----|-------|---------|---|-----------|
| A-S9, 2.0L, 4cyl | 21 | 20/23 | \$2,950 | 4 | PRT CD SS |
|------------------|----|-------|---------|---|-----------|

CHEVROLET

Silverado Cab Chassis 2WD

| | | | | | |
|-----------------|----|-------|---------|---|-------|
| A-8, 5.3L, 8cyl | 15 | 14/17 | \$3,400 | 2 | CD SS |
|-----------------|----|-------|---------|---|-------|

FORD

Transit Connect USPS

| | | | | | |
|------------------|----|-------|---------|---|--|
| A-S6, 2.5L, 4cyl | 22 | 20/27 | \$2,300 | 5 | |
|------------------|----|-------|---------|---|--|

Transit Connect Van FFV

| | | | | | |
|------------------|----|-------|---------|---|--------|
| A-S8, 2.0L, 4cyl | 25 | 24/27 | \$2,050 | 5 | Gas SS |
| | 19 | 18/20 | \$1,900 | 5 | E85 |

Transit Connect Van FWD

| | | | | | |
|------------------|----|-------|---------|---|----|
| A-S8, 2.0L, 4cyl | 25 | 24/27 | \$2,050 | 5 | SS |
| A-S6, 2.5L, 4cyl | 22 | 20/26 | \$2,300 | 5 | |

Transit Connect Wagon LWB FFV

| | | | | | |
|------------------|----|-------|---------|---|--------|
| A-S8, 2.0L, 4cyl | 26 | 24/28 | \$1,950 | 5 | Gas SS |
| | 18 | 16/21 | \$2,000 | 5 | E85 |

Transit Connect Wagon LWB FWD

| | | | | | |
|------------------|----|-------|---------|---|----|
| A-S8, 2.0L, 4cyl | 26 | 24/28 | \$1,950 | 5 | SS |
| A-S6, 2.5L, 4cyl | 22 | 20/26 | \$2,300 | 5 | |

GMC

Sierra Cab Chassis 2WD

| | | | | | |
|-----------------|----|-------|---------|---|-------|
| A-8, 5.3L, 8cyl | 15 | 14/17 | \$3,400 | 2 | CD SS |
|-----------------|----|-------|---------|---|-------|

MERCEDES-BENZ

GLA250

| | | | | | |
|------------------|----|-------|---------|---|--------|
| AM-8, 2.0L, 4cyl | 28 | 24/34 | \$2,200 | 6 | PRT SS |
|------------------|----|-------|---------|---|--------|

GLB250

| | | | | | |
|------------------|----|-------|---------|---|--------|
| AM-8, 2.0L, 4cyl | 27 | 24/32 | \$2,300 | 6 | PRT SS |
|------------------|----|-------|---------|---|--------|

SPECIAL PURPOSE VEHICLES 4WD

CADILLAC

XT5 Hearse AWD

| | | | | | |
|------------------|----|-------|---------|---|-----------|
| A-S9, 2.0L, 4cyl | 21 | 20/23 | \$2,950 | 4 | PRT CD SS |
|------------------|----|-------|---------|---|-----------|

XT5 Limo AWD

| | | | | | |
|------------------|----|-------|---------|---|-----------|
| A-S9, 2.0L, 4cyl | 21 | 20/23 | \$2,950 | 4 | PRT CD SS |
|------------------|----|-------|---------|---|-----------|

CHEVROLET

Silverado Cab Chassis 4WD

| | | | | | |
|-----------------|----|-------|---------|---|-------|
| A-8, 5.3L, 8cyl | 15 | 14/17 | \$3,400 | 2 | CD SS |
|-----------------|----|-------|---------|---|-------|

| Manufacturer Model Configuration (trans, eng size, cyl) | MPG | | Annual Fuel Cost | GHG Rating | Notes |
|---|------|----------|------------------|------------|-------|
| | Comb | City/Hwy | | | |

GMC

Sierra Cab Chassis 4WD

| | | | | | |
|-----------------|----|-------|---------|---|-------|
| A-8, 5.3L, 8cyl | 15 | 14/17 | \$3,400 | 2 | CD SS |
|-----------------|----|-------|---------|---|-------|

MINIVANS 2WD

CHRYSLER

Pacifica

| | | | | | |
|-----------------|----|-------|---------|---|--|
| A-9, 3.6L, 6cyl | 22 | 19/28 | \$2,300 | 5 | |
|-----------------|----|-------|---------|---|--|

Pacifica Hybrid

| | | | | | |
|------------------|--------------|--|--|--|---------|
| ▶ AV, 3.6L, 6cyl | See page 39. | | | | PHEV SS |
|------------------|--------------|--|--|--|---------|

Voyager

| | | | | | |
|-----------------|----|-------|---------|---|--|
| A-9, 3.6L, 6cyl | 22 | 19/28 | \$2,300 | 5 | |
|-----------------|----|-------|---------|---|--|

HONDA

Odyssey

| | | | | | |
|-------------------|----|-------|---------|---|-------|
| A-S10, 3.5L, 6cyl | 22 | 19/28 | \$2,300 | 5 | CD SS |
|-------------------|----|-------|---------|---|-------|

KIA

Carnival

| | | | | | |
|------------------|----|-------|---------|---|--|
| A-S8, 3.5L, 6cyl | 22 | 19/26 | \$2,300 | 5 | |
|------------------|----|-------|---------|---|--|

TOYOTA

Sienna 2WD

| | | | | | |
|---------------------|----|-------|---------|---|--------|
| ▶ AV-S6, 2.5L, 4cyl | 36 | 36/36 | \$1,400 | 7 | HEV SS |
|---------------------|----|-------|---------|---|--------|

MINIVANS 4WD

CHRYSLER

Pacifica AWD

| | | | | | |
|-----------------|----|-------|---------|---|--|
| A-9, 3.6L, 6cyl | 20 | 17/25 | \$2,550 | 4 | |
|-----------------|----|-------|---------|---|--|

TOYOTA

Sienna AWD

| | | | | | |
|-------------------|----|-------|---------|---|--------|
| AV-S6, 2.5L, 4cyl | 35 | 35/36 | \$1,450 | 7 | HEV SS |
|-------------------|----|-------|---------|---|--------|

SMALL SPORT UTILITY VEHICLES 2WD

ACURA

MDX FWD

| | | | | | |
|-------------------|----|-------|---------|---|---------|
| A-S10, 3.5L, 6cyl | 22 | 19/26 | \$2,800 | 5 | P CD SS |
|-------------------|----|-------|---------|---|---------|

RDX FWD

| | | | | | |
|-------------------|----|-------|---------|---|--------|
| A-S10, 2.0L, 4cyl | 24 | 22/28 | \$2,550 | 5 | P T SS |
|-------------------|----|-------|---------|---|--------|

RDX FWD A-SPEC

| | | | | | |
|-------------------|----|-------|---------|---|--------|
| A-S10, 2.0L, 4cyl | 24 | 22/27 | \$2,550 | 5 | P T SS |
|-------------------|----|-------|---------|---|--------|

BMW

X3 sDrive30i

| | | | | | |
|------------------|----|-------|---------|---|--------|
| A-S8, 2.0L, 4cyl | 25 | 23/29 | \$2,450 | 5 | P T SS |
|------------------|----|-------|---------|---|--------|

BUICK

Encore FWD

| | | | | | |
|------------------|----|-------|---------|---|---|
| A-S6, 1.4L, 4cyl | 27 | 24/32 | \$1,900 | 6 | T |
|------------------|----|-------|---------|---|---|

| Manufacturer Model Configuration (trans, eng size, cyl) | MPG | | Annual Fuel Cost | GHG Rating | Notes |
|---|------|----------|------------------|------------|-------|
| | Comb | City/Hwy | | | |

Encore GX FWD

| | | | | | |
|----------------|----|-------|---------|---|------|
| AV, 1.2L, 3cyl | 30 | 29/31 | \$1,700 | 6 | T SS |
|----------------|----|-------|---------|---|------|

| | | | | | |
|----------------|----|-------|---------|---|------|
| AV, 1.3L, 3cyl | 30 | 29/32 | \$1,700 | 6 | T SS |
|----------------|----|-------|---------|---|------|

Envision FWD

| | | | | | |
|------------------|----|-------|---------|---|---------|
| A-S9, 2.0L, 4cyl | 26 | 24/31 | \$1,950 | 5 | T CD SS |
|------------------|----|-------|---------|---|---------|

CADILLAC

XT4 FWD

| | | | | | |
|------------------|----|-------|---------|---|-----------|
| A-S9, 2.0L, 4cyl | 26 | 24/30 | \$2,350 | 5 | PRT CD SS |
|------------------|----|-------|---------|---|-----------|

XT5 FWD

| | | | | | |
|------------------|----|-------|---------|---|-----------|
| A-S9, 2.0L, 4cyl | 24 | 22/29 | \$2,550 | 5 | PRT CD SS |
|------------------|----|-------|---------|---|-----------|

| | | | | | |
|------------------|----|-------|---------|---|-------|
| A-S9, 3.6L, 6cyl | 21 | 19/26 | \$2,400 | 4 | CD SS |
|------------------|----|-------|---------|---|-------|

XT6 FWD

| | | | | | |
|------------------|----|-------|---------|---|-----------|
| A-S9, 2.0L, 4cyl | 23 | 21/27 | \$2,650 | 5 | PRT CD SS |
|------------------|----|-------|---------|---|-----------|

| | | | | | |
|------------------|----|-------|---------|---|-------|
| A-S9, 3.6L, 6cyl | 21 | 19/26 | \$2,400 | 4 | CD SS |
|------------------|----|-------|---------|---|-------|

CHEVROLET

Blazer FWD

| | | | | | |
|-----------------|----|-------|---------|---|---------|
| A-9, 2.0L, 4cyl | 25 | 22/29 | \$2,050 | 5 | T CD SS |
|-----------------|----|-------|---------|---|---------|

| | | | | | |
|-----------------|----|-------|---------|---|-------|
| A-9, 3.6L, 6cyl | 22 | 19/27 | \$2,300 | 5 | CD SS |
|-----------------|----|-------|---------|---|-------|

Equinox FWD

| | | | | | |
|-----------------|----|-------|---------|---|------|
| A-6, 1.5L, 4cyl | 28 | 26/31 | \$1,800 | 6 | T SS |
|-----------------|----|-------|---------|---|------|

Trailblazer FWD

| | | | | | |
|----------------|----|-------|---------|---|------|
| AV, 1.2L, 3cyl | 30 | 29/31 | \$1,700 | 6 | T SS |
|----------------|----|-------|---------|---|------|

| | | | | | |
|----------------|----|-------|---------|---|------|
| AV, 1.3L, 3cyl | 31 | 29/33 | \$1,650 | 7 | T SS |
|----------------|----|-------|---------|---|------|

Trax FWD

| | | | | | |
|------------------|----|-------|---------|---|---|
| A-S6, 1.4L, 4cyl | 27 | 24/32 | \$1,900 | 6 | T |
|------------------|----|-------|---------|---|---|

FORD

Escape FWD

| | | | | | |
|-----------------|----|-------|---------|---|---------|
| A-8, 1.5L, 3cyl | 30 | 28/34 | \$1,700 | 6 | T CD SS |
|-----------------|----|-------|---------|---|---------|

Escape FWD HEV

| | | | | | |
|------------------|----|-------|---------|---|--------|
| ▶ AV, 2.5L, 4cyl | 41 | 44/37 | \$1,250 | 8 | HEV SS |
|------------------|----|-------|---------|---|--------|

Escape FWD PHEV

| | | | | | |
|----------------|--------------|--|--|--|---------|
| AV, 2.5L, 4cyl | See page 39. | | | | PHEV SS |
|----------------|--------------|--|--|--|---------|

GENESIS

GV80 RWD

| | | | | | |
|------------------|----|-------|---------|---|--------|
| A-S8, 2.5L, 4cyl | 23 | 21/25 | \$2,650 | 5 | P T SS |
|------------------|----|-------|---------|---|--------|

GMC

Terrain FWD

| | | | | | |
|-----------------|----|-------|---------|---|------|
| A-9, 1.5L, 4cyl | 27 | 25/30 | \$1,900 | 6 | T SS |
|-----------------|----|-------|---------|---|------|

HONDA

CR-V FWD

| | | | | | |
|----------------|----|-------|---------|---|------|
| AV, 1.5L, 4cyl | 30 | 28/34 | \$1,700 | 6 | T SS |
|----------------|----|-------|---------|---|------|

Passport FWD

| | | | | | |
|------------------|----|-------|---------|---|-------|
| A-S9, 3.5L, 6cyl | 22 | 20/25 | \$2,300 | 5 | CD SS |
|------------------|----|-------|---------|---|-------|

Pilot FWD

| | | | | | |
|------------------|----|-------|---------|---|-------|
| A-S9, 3.5L, 6cyl | 23 | 20/27 | \$2,200 | 5 | CD SS |
|------------------|----|-------|---------|---|-------|

HYUNDAI

Kona Electric

| | | | | | |
|-------|-----|---------|-------|----|----|
| ▶ A-1 | 120 | 132/108 | \$550 | 10 | EV |
|-------|-----|---------|-------|----|----|

| Manufacturer Model Configuration (trans, eng size, cyl) | MPG | | Annual Fuel Cost | GHG Rating | Notes |
|---|------|----------|------------------|------------|----------|
| | Comb | City/Hwy | | | |
| Kona FWD | | | | | |
| AM-S7, 1.6L, 4cyl | 32 | 29/35 | \$1,600 | 7 | T SS |
| AV-S1, 2.0L, 4cyl | 32 | 30/35 | \$1,600 | 7 | SS |
| Kona N | | | | | |
| AM-S8, 2.0L, 4cyl | 23 | 20/27 | \$2,650 | 5 | P T |
| Santa Cruz FWD | | | | | |
| A-S8, 2.5L, 4cyl | 23 | 21/26 | \$2,200 | 5 | |
| Santa Fe FWD | | | | | |
| A-S8, 2.5L, 4cyl | 26 | 25/28 | \$1,950 | 5 | SS |
| AM-S8, 2.5L, 4cyl | 25 | 22/28 | \$2,050 | 5 | T SS |
| Tucson FWD | | | | | |
| A-S8, 2.5L, 4cyl | 29 | 26/33 | \$1,750 | 6 | SS |
| JEEP | | | | | |
| Compass FWD | | | | | |
| A-6, 2.4L, 4cyl | 25 | 22/31 | \$2,050 | 5 | SS |
| Renegade 2WD | | | | | |
| A-9, 1.3L, 4cyl | 27 | 24/32 | \$1,900 | 6 | T SS |
| KIA | | | | | |
| Seltos FWD | | | | | |
| AV-S8, 2.0L, 4cyl | 31 | 29/35 | \$1,650 | 7 | SS |
| Sorento FWD | | | | | |
| A-S8, 2.5L, 4cyl | 26 | 24/29 | \$1,950 | 5 | SS |
| AM-S8, 2.5L, 4cyl | 25 | 22/29 | \$2,050 | 5 | T SS |
| Sorento Hybrid FWD | | | | | |
| AM-S6, 1.6L, 4cyl | 37 | 39/35 | \$1,350 | 8 | T HEV SS |
| Sportage FWD | | | | | |
| A-S6, 2.0L, 4cyl | 23 | 20/28 | \$2,200 | 5 | T |
| A-S6, 2.4L, 4cyl | 26 | 23/30 | \$1,950 | 5 | |
| Telluride FWD | | | | | |
| A-S8, 3.8L, 6cyl | 23 | 20/26 | \$2,200 | 5 | SS |
| LEXUS | | | | | |
| NX 250 | | | | | |
| A-S8, 2.5L, 4cyl | 28 | 26/33 | \$1,800 | 6 | SS |
| RX 350 | | | | | |
| A-S8, 3.5L, 6cyl | 23 | 20/27 | \$2,200 | 5 | |
| RX 350 L | | | | | |
| A-S8, 3.5L, 6cyl | 22 | 19/26 | \$2,300 | 5 | |
| LINCOLN | | | | | |
| Corsair FWD | | | | | |
| A-S8, 2.0L, 4cyl | 25 | 22/29 | \$2,050 | 5 | T SS |
| Nautilus FWD | | | | | |
| A-8, 2.0L, 4cyl | 23 | 21/26 | \$2,200 | 5 | T SS |
| A-S8, 2.0L, 4cyl | 23 | 21/26 | \$2,200 | 5 | T SS |
| MERCEDES-BENZ | | | | | |
| GLC300 | | | | | |
| A-9, 2.0L, 4cyl | 24 | 22/27 | \$2,550 | 5 | P RT SS |
| MITSUBISHI | | | | | |
| Eclipse Cross 2WD | | | | | |
| AV-S8, 1.5L, 4cyl | 26 | 25/28 | \$1,950 | 5 | T |

| Manufacturer Model Configuration (trans, eng size, cyl) | MPG | | Annual Fuel Cost | GHG Rating | Notes |
|---|------|----------|------------------|------------|-----------|
| | Comb | City/Hwy | | | |
| Eclipse Cross ES 2WD | | | | | |
| AV-S8, 1.5L, 4cyl | 27 | 26/29 | \$1,900 | 6 | T |
| Outlander 2WD | | | | | |
| AV-S8, 2.5L, 4cyl | 27 | 24/31 | \$1,900 | 6 | |
| Outlander Sport 2WD | | | | | |
| AV-S6, 2.0L, 4cyl | 27 | 24/30 | \$1,900 | 6 | |
| AV-S6, 2.4L, 4cyl | 25 | 23/29 | \$2,050 | 5 | |
| NISSAN | | | | | |
| Pathfinder 2WD | | | | | |
| A-S9, 3.5L, 6cyl | 23 | 21/26 | \$2,200 | 5 | SS |
| TOYOTA | | | | | |
| Corolla Cross | | | | | |
| AV-S10, 2.0L, 4cyl | 32 | 31/33 | \$1,600 | 7 | SS |
| Highlander | | | | | |
| A-S8, 3.5L, 6cyl | 24 | 21/29 | \$2,100 | 5 | SS |
| A-S8, 3.5L, 6cyl | 23 | 20/28 | \$2,200 | 5 | |
| Highlander Hybrid | | | | | |
| AV-S6, 2.5L, 4cyl | 36 | 36/35 | \$1,400 | 7 | HEV SS |
| VOLKSWAGEN | | | | | |
| Atlas | | | | | |
| A-S8, 2.0L, 4cyl | 23 | 21/25 | \$2,200 | 5 | T SS |
| A-S8, 3.6L, 6cyl | 20 | 18/24 | \$2,550 | 4 | SS |
| Atlas Cross Sport | | | | | |
| A-S8, 2.0L, 4cyl | 23 | 21/25 | \$2,200 | 5 | T SS |
| A-S8, 3.6L, 6cyl | 20 | 18/24 | \$2,550 | 4 | SS |
| Taos | | | | | |
| A-8, 1.5L, 4cyl | 31 | 28/36 | \$1,650 | 7 | T SS |
| Tiguan | | | | | |
| A-S8, 2.0L, 4cyl | 26 | 23/30 | \$1,950 | 5 | T SS |
| VOLVO | | | | | |
| XC40 T4 | | | | | |
| A-S8, 2.0L, 4cyl | 26 | 23/32 | \$1,950 | 5 | T SS |
| XC60 B5 | | | | | |
| A-S8, 2.0L, 4cyl | 26 | 23/30 | \$2,350 | 5 | P RT SS |
| SMALL SPORT UTILITY VEHICLES 4WD | | | | | |
| ACURA | | | | | |
| MDX AWD | | | | | |
| A-S10, 3.5L, 6cyl | 21 | 19/25 | \$2,950 | 4 | P CD SS |
| RDX AWD | | | | | |
| A-S10, 2.0L, 4cyl | 23 | 21/27 | \$2,650 | 5 | P T SS |
| RDX AWD A-SPEC | | | | | |
| A-S10, 2.0L, 4cyl | 23 | 21/26 | \$2,650 | 5 | P T SS |
| ALFA ROMEO | | | | | |
| Stelvio AWD | | | | | |
| A-8, 2.9L, 6cyl | 19 | 17/23 | \$3,250 | 4 | P T CD SS |

| Manufacturer Model Configuration (trans, eng size, cyl) | MPG | | Annual Fuel Cost | GHG Rating | Notes |
|---|------|----------|------------------|------------|-------|
| | Comb | City/Hwy | | | |

AUDI

Q3 quattro

| | | | | | |
|------------------|----|-------|---------|---|------|
| A-S8, 2.0L, 4cyl | 26 | 23/30 | \$1,950 | 5 | T SS |
|------------------|----|-------|---------|---|------|

Q3 S line quattro

| | | | | | |
|------------------|----|-------|---------|---|------|
| A-S8, 2.0L, 4cyl | 24 | 21/28 | \$2,100 | 5 | T SS |
|------------------|----|-------|---------|---|------|

Q5 S line quattro

| | | | | | |
|-------------------|----|-------|---------|---|-------------|
| AM-S7, 2.0L, 4cyl | 25 | 23/28 | \$2,450 | 5 | P T MHEV SS |
|-------------------|----|-------|---------|---|-------------|

Q5 Sportback S line quattro

| | | | | | |
|-------------------|----|-------|---------|---|-------------|
| AM-S7, 2.0L, 4cyl | 25 | 23/28 | \$2,450 | 5 | P T MHEV SS |
|-------------------|----|-------|---------|---|-------------|

Q5 TFSI e quattro

| | | | | | |
|-------------------|--------------|--|--|--|-------------|
| AM-S7, 2.0L, 4cyl | See page 39. | | | | P T PHEV SS |
|-------------------|--------------|--|--|--|-------------|

SQ5

| | | | | | |
|------------------|----|-------|---------|---|--------|
| A-S8, 3.0L, 6cyl | 21 | 19/24 | \$2,950 | 4 | P T SS |
|------------------|----|-------|---------|---|--------|

SQ5 Sportback

| | | | | | |
|------------------|----|-------|---------|---|--------|
| A-S8, 3.0L, 6cyl | 21 | 19/24 | \$2,950 | 4 | P T SS |
|------------------|----|-------|---------|---|--------|

BMW

X3 M

| | | | | | |
|------------------|----|-------|---------|---|--------|
| A-S8, 3.0L, 6cyl | 17 | 15/20 | \$3,600 | 3 | P T SS |
|------------------|----|-------|---------|---|--------|

X3 M Competition

| | | | | | |
|------------------|----|-------|---------|---|--------|
| A-S8, 3.0L, 6cyl | 17 | 15/20 | \$3,600 | 3 | P T SS |
|------------------|----|-------|---------|---|--------|

X3 M40i

| | | | | | |
|------------------|----|-------|---------|---|-------------|
| A-S8, 3.0L, 6cyl | 23 | 21/26 | \$2,650 | 5 | P T MHEV SS |
|------------------|----|-------|---------|---|-------------|

X3 xDrive30i

| | | | | | |
|------------------|----|-------|---------|---|--------|
| A-S8, 2.0L, 4cyl | 24 | 21/28 | \$2,550 | 5 | P T SS |
|------------------|----|-------|---------|---|--------|

X4 M

| | | | | | |
|------------------|----|-------|---------|---|--------|
| A-S8, 3.0L, 6cyl | 17 | 15/20 | \$3,600 | 3 | P T SS |
|------------------|----|-------|---------|---|--------|

X4 M Competition

| | | | | | |
|------------------|----|-------|---------|---|--------|
| A-S8, 3.0L, 6cyl | 17 | 15/20 | \$3,600 | 3 | P T SS |
|------------------|----|-------|---------|---|--------|

X4 M40i

| | | | | | |
|------------------|----|-------|---------|---|-------------|
| A-S8, 3.0L, 6cyl | 23 | 21/26 | \$2,650 | 5 | P T MHEV SS |
|------------------|----|-------|---------|---|-------------|

X4 xDrive30i

| | | | | | |
|------------------|----|-------|---------|---|--------|
| A-S8, 2.0L, 4cyl | 24 | 21/28 | \$2,550 | 5 | P T SS |
|------------------|----|-------|---------|---|--------|

BUICK

Encore AWD

| | | | | | |
|------------------|----|-------|---------|---|---|
| A-S6, 1.4L, 4cyl | 26 | 23/30 | \$1,950 | 5 | T |
|------------------|----|-------|---------|---|---|

Encore GX AWD

| | | | | | |
|-----------------|----|-------|---------|---|------|
| A-9, 1.3L, 3cyl | 27 | 26/29 | \$1,900 | 6 | T SS |
|-----------------|----|-------|---------|---|------|

Envision AWD

| | | | | | |
|------------------|----|-------|---------|---|---------|
| A-S9, 2.0L, 4cyl | 25 | 22/29 | \$2,050 | 5 | T CD SS |
|------------------|----|-------|---------|---|---------|

CADILLAC

XT4 AWD

| | | | | | |
|------------------|----|-------|---------|---|-------------|
| A-S9, 2.0L, 4cyl | 24 | 22/29 | \$2,550 | 5 | P R T CD SS |
|------------------|----|-------|---------|---|-------------|

XT5 AWD

| | | | | | |
|------------------|----|-------|---------|---|-------------|
| A-S9, 2.0L, 4cyl | 23 | 21/27 | \$2,650 | 5 | P R T CD SS |
|------------------|----|-------|---------|---|-------------|

| | | | | | |
|------------------|----|-------|---------|---|-------|
| A-S9, 3.6L, 6cyl | 21 | 18/26 | \$2,400 | 4 | CD SS |
|------------------|----|-------|---------|---|-------|

XT6 AWD

| | | | | | |
|------------------|----|-------|---------|---|-------------|
| A-S9, 2.0L, 4cyl | 23 | 21/26 | \$2,650 | 5 | P R T CD SS |
|------------------|----|-------|---------|---|-------------|

| | | | | | |
|------------------|----|-------|---------|---|-------|
| A-S9, 3.6L, 6cyl | 21 | 18/25 | \$2,400 | 4 | CD SS |
|------------------|----|-------|---------|---|-------|

| Manufacturer Model Configuration (trans, eng size, cyl) | MPG | | Annual Fuel Cost | GHG Rating | Notes |
|---|------|----------|------------------|------------|-------|
| | Comb | City/Hwy | | | |

CHEVROLET

Blazer AWD

| | | | | | |
|-----------------|----|-------|---------|---|---------|
| A-9, 2.0L, 4cyl | 24 | 22/27 | \$2,100 | 5 | T CD SS |
|-----------------|----|-------|---------|---|---------|

| | | | | | |
|-----------------|----|-------|---------|---|-------|
| A-9, 3.6L, 6cyl | 21 | 19/26 | \$2,400 | 4 | CD SS |
|-----------------|----|-------|---------|---|-------|

Equinox AWD

| | | | | | |
|-----------------|----|-------|---------|---|------|
| A-6, 1.5L, 4cyl | 27 | 25/30 | \$1,900 | 6 | T SS |
|-----------------|----|-------|---------|---|------|

Trailblazer AWD

| | | | | | |
|-----------------|----|-------|---------|---|------|
| A-9, 1.3L, 3cyl | 28 | 26/30 | \$1,800 | 6 | T SS |
|-----------------|----|-------|---------|---|------|

Trax AWD

| | | | | | |
|------------------|----|-------|---------|---|---|
| A-S6, 1.4L, 4cyl | 26 | 23/30 | \$1,950 | 5 | T |
|------------------|----|-------|---------|---|---|

FIAT

500X AWD

| | | | | | |
|-----------------|----|-------|---------|---|------|
| A-9, 1.3L, 4cyl | 26 | 24/30 | \$1,950 | 5 | T SS |
|-----------------|----|-------|---------|---|------|

FORD

Bronco Sasquatch 4WD

| | | | | | |
|-------------------|----|-------|---------|---|----------|
| A-S10, 2.7L, 6cyl | 17 | 17/17 | \$3,000 | 3 | T PT4 SS |
|-------------------|----|-------|---------|---|----------|

Bronco Sport 4WD

| | | | | | |
|-----------------|----|-------|---------|---|---------|
| A-8, 1.5L, 3cyl | 26 | 25/28 | \$1,950 | 5 | T CD SS |
|-----------------|----|-------|---------|---|---------|

| | | | | | |
|------------------|----|-------|---------|---|----------|
| A-S8, 2.0L, 4cyl | 23 | 21/26 | \$2,200 | 5 | T PT4 SS |
|------------------|----|-------|---------|---|----------|

Edge AWD

| | | | | | |
|-----------------|----|-------|---------|---|------|
| A-8, 2.0L, 4cyl | 23 | 21/28 | \$2,200 | 5 | T SS |
|-----------------|----|-------|---------|---|------|

| | | | | | |
|------------------|----|-------|---------|---|------|
| A-S8, 2.0L, 4cyl | 23 | 20/28 | \$2,200 | 5 | T SS |
|------------------|----|-------|---------|---|------|

| | | | | | |
|------------------|----|-------|---------|---|------|
| A-S8, 2.7L, 6cyl | 21 | 19/25 | \$2,400 | 4 | T SS |
|------------------|----|-------|---------|---|------|

Escape AWD

| | | | | | |
|-----------------|----|-------|---------|---|---------|
| A-8, 1.5L, 3cyl | 28 | 26/31 | \$1,800 | 6 | T CD SS |
|-----------------|----|-------|---------|---|---------|

| | | | | | |
|-----------------|----|-------|---------|---|------|
| A-8, 2.0L, 4cyl | 26 | 22/31 | \$1,950 | 5 | T SS |
|-----------------|----|-------|---------|---|------|

Escape AWD HEV

| | | | | | |
|----------------|----|-------|---------|---|------------|
| AV, 2.5L, 4cyl | 40 | 43/37 | \$1,250 | 8 | PT4 HEV SS |
|----------------|----|-------|---------|---|------------|

GENESIS

GV70 AWD

| | | | | | |
|------------------|----|-------|---------|---|--------|
| A-S8, 2.5L, 4cyl | 24 | 22/28 | \$2,550 | 5 | P T SS |
|------------------|----|-------|---------|---|--------|

| | | | | | |
|------------------|----|-------|---------|---|----------------|
| A-S8, 2.5L, 4cyl | 22 | 19/26 | \$2,800 | 5 | P T Spt Pkg SS |
|------------------|----|-------|---------|---|----------------|

| | | | | | |
|------------------|----|-------|---------|---|--------|
| A-S8, 3.5L, 6cyl | 21 | 19/25 | \$2,950 | 4 | P T SS |
|------------------|----|-------|---------|---|--------|

GMC

Terrain AWD

| | | | | | |
|-----------------|----|-------|---------|---|------|
| A-9, 1.5L, 4cyl | 26 | 25/28 | \$1,950 | 5 | T SS |
|-----------------|----|-------|---------|---|------|

HONDA

CR-V AWD

| | | | | | |
|----------------|----|-------|---------|---|------|
| AV, 1.5L, 4cyl | 29 | 27/32 | \$1,750 | 6 | T SS |
|----------------|----|-------|---------|---|------|

CR-V Hybrid AWD

| | | | | | |
|----------------|----|-------|---------|---|--------|
| AV, 2.0L, 4cyl | 38 | 40/35 | \$1,350 | 8 | HEV SS |
|----------------|----|-------|---------|---|--------|

Passport AWD

| | | | | | |
|------------------|----|-------|---------|---|-------|
| A-S9, 3.5L, 6cyl | 21 | 19/24 | \$2,400 | 4 | CD SS |
|------------------|----|-------|---------|---|-------|

Pilot AWD

| | | | | | |
|------------------|----|-------|---------|---|-------|
| A-S9, 3.5L, 6cyl | 22 | 19/26 | \$2,300 | 5 | CD SS |
|------------------|----|-------|---------|---|-------|

Pilot AWD TrailSport

| | | | | | |
|------------------|----|-------|---------|---|-------|
| A-S9, 3.5L, 6cyl | 21 | 19/25 | \$2,400 | 4 | CD SS |
|------------------|----|-------|---------|---|-------|

| Manufacturer Model Configuration (trans, eng size, cyl) | MPG | | Annual Fuel Cost | GHG Rating | Notes |
|--|------|----------|------------------|------------|-------|
| | Comb | City/Hwy | | | |

HYUNDAI

Kona AWD

| | | | | | |
|-------------------|----|-------|---------|---|------|
| AM-S7, 1.6L, 4cyl | 29 | 27/32 | \$1,750 | 6 | T SS |
| AV-S1, 2.0L, 4cyl | 30 | 28/33 | \$1,700 | 6 | SS |

Santa Cruz AWD

| | | | | | |
|-------------------|----|-------|---------|---|---|
| A-S8, 2.5L, 4cyl | 23 | 21/27 | \$2,200 | 5 | |
| AM-S8, 2.5L, 4cyl | 22 | 19/27 | \$2,300 | 5 | T |

Santa Fe AWD

| | | | | | |
|-------------------|----|-------|---------|---|------|
| A-S8, 2.5L, 4cyl | 24 | 22/25 | \$2,100 | 5 | SS |
| AM-S8, 2.5L, 4cyl | 24 | 21/28 | \$2,100 | 5 | T SS |

Santa Fe Hybrid

| | | | | | |
|-------------------|----|-------|---------|---|----------|
| AM-S6, 1.6L, 4cyl | 32 | 33/30 | \$1,600 | 7 | T HEV SS |
|-------------------|----|-------|---------|---|----------|

Santa Fe Hybrid Blue

| | | | | | |
|-------------------|----|-------|---------|---|----------|
| AM-S6, 1.6L, 4cyl | 34 | 36/31 | \$1,500 | 7 | T HEV SS |
|-------------------|----|-------|---------|---|----------|

Santa Fe Plug-in Hybrid

| | | | | | |
|-------------------|--------------|--|--|--|-----------|
| AM-S6, 1.6L, 4cyl | See page 39. | | | | T PHEV SS |
|-------------------|--------------|--|--|--|-----------|

Tucson AWD

| | | | | | |
|------------------|----|-------|---------|---|--|
| A-S8, 2.5L, 4cyl | 26 | 24/29 | \$1,950 | 5 | |
|------------------|----|-------|---------|---|--|

Tucson Hybrid

| | | | | | |
|-------------------|----|-------|---------|---|----------|
| AM-S6, 1.6L, 4cyl | 37 | 37/36 | \$1,350 | 8 | T HEV SS |
|-------------------|----|-------|---------|---|----------|

Tucson Hybrid Blue

| | | | | | |
|-------------------|----|-------|---------|---|----------|
| AM-S6, 1.6L, 4cyl | 38 | 38/38 | \$1,350 | 8 | T HEV SS |
|-------------------|----|-------|---------|---|----------|

Tucson Plug-in Hybrid

| | | | | | |
|-------------------|--------------|--|--|--|-----------|
| AM-S6, 1.6L, 4cyl | See page 39. | | | | T PHEV SS |
|-------------------|--------------|--|--|--|-----------|

INFINITI

QX55 AWD

| | | | | | |
|-------------------|----|-------|---------|---|-------|
| AV-S8, 2.0L, 4cyl | 25 | 22/28 | \$2,450 | 5 | P R T |
|-------------------|----|-------|---------|---|-------|

JAGUAR

E-Pace

| | | | | | |
|------------------|----|-------|---------|---|--------|
| A-S9, 2.0L, 4cyl | 23 | 20/26 | \$2,650 | 5 | P T SS |
|------------------|----|-------|---------|---|--------|

E-Pace MHEV

| | | | | | |
|------------------|----|-------|---------|---|-------------|
| A-S9, 2.0L, 4cyl | 23 | 21/26 | \$2,650 | 5 | P T MHEV SS |
|------------------|----|-------|---------|---|-------------|

F-Pace

| | | | | | |
|------------------|----|-------|---------|---|--------|
| A-S8, 2.0L, 4cyl | 24 | 22/27 | \$2,550 | 5 | P T SS |
|------------------|----|-------|---------|---|--------|

F-Pace P340 MHEV

| | | | | | |
|------------------|----|-------|---------|---|-----------|
| A-S8, 3.0L, 6cyl | 22 | 20/27 | \$2,800 | 5 | P MHEV SS |
|------------------|----|-------|---------|---|-----------|

F-Pace SVR

| | | | | | |
|------------------|----|-------|---------|---|--------|
| A-S8, 5.0L, 8cyl | 17 | 15/21 | \$3,600 | 3 | P S SS |
|------------------|----|-------|---------|---|--------|

JEEP

Compass 4WD

| | | | | | |
|-----------------|----|-------|---------|---|----|
| A-9, 2.4L, 4cyl | 25 | 22/30 | \$2,050 | 5 | SS |
|-----------------|----|-------|---------|---|----|

Renegade 4WD

| | | | | | |
|-----------------|----|-------|---------|---|------|
| A-9, 1.3L, 4cyl | 26 | 23/29 | \$1,950 | 5 | T SS |
|-----------------|----|-------|---------|---|------|

Renegade Trailhawk 4WD

| | | | | | |
|-----------------|----|-------|---------|---|------|
| A-9, 1.3L, 4cyl | 24 | 22/27 | \$2,100 | 5 | T SS |
|-----------------|----|-------|---------|---|------|

Wrangler 2dr 4WD

| | | | | | |
|-----------------|----|-------|---------|---|---------|
| A-8, 2.0L, 4cyl | 23 | 22/24 | \$2,200 | 5 | T SS |
| A-8, 3.6L, 6cyl | 21 | 20/24 | \$2,400 | 4 | MHEV SS |
| A-8, 3.6L, 6cyl | 20 | 18/23 | \$2,550 | 4 | SS |
| M-6, 3.6L, 6cyl | 20 | 17/25 | \$2,550 | 4 | SS |

| Manufacturer Model Configuration (trans, eng size, cyl) | MPG | | Annual Fuel Cost | GHG Rating | Notes |
|--|------|----------|------------------|------------|-------|
| | Comb | City/Hwy | | | |

Wrangler 4dr 4WD

| | | | | | |
|-----------------|----|-------|---------|---|---------|
| A-8, 2.0L, 4cyl | 22 | 21/24 | \$2,300 | 5 | T SS |
| A-8, 3.6L, 6cyl | 21 | 19/24 | \$2,400 | 4 | MHEV SS |
| A-8, 3.6L, 6cyl | 20 | 18/23 | \$2,550 | 4 | SS |
| M-6, 3.6L, 6cyl | 19 | 17/23 | \$2,650 | 4 | SS |
| A-8, 6.4L, 8cyl | 14 | 13/17 | \$4,400 | 2 | P CD |

Wrangler 4dr 4xe

| | | | | | |
|-----------------|--------------|--|--|--|-----------|
| A-8, 2.0L, 4cyl | See page 39. | | | | T PHEV SS |
|-----------------|--------------|--|--|--|-----------|

Wrangler 4dr EcoDiesel 4WD

| | | | | | |
|-----------------|----|-------|---------|---|--------|
| A-8, 3.0L, 6cyl | 25 | 22/29 | \$2,250 | 5 | D T SS |
|-----------------|----|-------|---------|---|--------|

Wrangler Rubic 4dr EcoDiesel 4WD

| | | | | | |
|-----------------|----|-------|---------|---|--------|
| A-8, 3.0L, 6cyl | 23 | 21/26 | \$2,450 | 4 | D T SS |
|-----------------|----|-------|---------|---|--------|

KIA

Seltos AWD

| | | | | | |
|-------------------|----|-------|---------|---|------|
| AM-S7, 1.6L, 4cyl | 27 | 25/30 | \$1,900 | 6 | T SS |
| AV-S8, 2.0L, 4cyl | 29 | 27/31 | \$1,750 | 6 | SS |

Sorento AWD

| | | | | | |
|-------------------|----|-------|---------|---|------|
| A-S8, 2.5L, 4cyl | 24 | 23/25 | \$2,100 | 5 | SS |
| AM-S8, 2.5L, 4cyl | 24 | 22/27 | \$2,100 | 5 | T SS |

Sorento Hybrid AWD

| | | | | | |
|-------------------|----|-------|---------|---|----------|
| AM-S6, 1.6L, 4cyl | 35 | 36/33 | \$1,450 | 7 | T HEV SS |
|-------------------|----|-------|---------|---|----------|

Sorento Plug-in Hybrid

| | | | | | |
|-------------------|--------------|--|--|--|-----------|
| AM-S6, 1.6L, 4cyl | See page 39. | | | | T PHEV SS |
|-------------------|--------------|--|--|--|-----------|

Sportage AWD

| | | | | | |
|------------------|----|-------|---------|---|---|
| A-S6, 2.0L, 4cyl | 21 | 19/24 | \$2,400 | 4 | T |
| A-S6, 2.4L, 4cyl | 23 | 22/26 | \$2,200 | 5 | |

Telluride AWD

| | | | | | |
|------------------|----|-------|---------|---|----|
| A-S8, 3.8L, 6cyl | 21 | 19/24 | \$2,400 | 4 | SS |
|------------------|----|-------|---------|---|----|

LAND ROVER

Discovery Sport

| | | | | | |
|------------------|----|-------|---------|---|--------|
| A-S9, 2.0L, 4cyl | 20 | 19/23 | \$3,100 | 4 | P T SS |
|------------------|----|-------|---------|---|--------|

Range Rover Evoque

| | | | | | |
|------------------|----|-------|---------|---|--------|
| A-S9, 2.0L, 4cyl | 22 | 20/27 | \$2,800 | 5 | P T SS |
|------------------|----|-------|---------|---|--------|

Range Rover Evoque MHEV

| | | | | | |
|------------------|----|-------|---------|---|-------------|
| A-S9, 2.0L, 4cyl | 23 | 21/26 | \$2,650 | 5 | P T MHEV SS |
|------------------|----|-------|---------|---|-------------|

Range Rover Velar

| | | | | | |
|------------------|----|-------|---------|---|--------|
| A-S8, 2.0L, 4cyl | 23 | 20/26 | \$2,650 | 5 | P T SS |
|------------------|----|-------|---------|---|--------|

Range Rover Velar P340 MHEV

| | | | | | |
|------------------|----|-------|---------|---|-----------|
| A-S8, 3.0L, 6cyl | 22 | 20/26 | \$2,800 | 5 | P MHEV SS |
|------------------|----|-------|---------|---|-----------|

Range Rover Velar P400 MHEV

| | | | | | |
|------------------|----|-------|---------|---|-----------|
| A-S8, 3.0L, 6cyl | 21 | 19/25 | \$2,950 | 4 | P MHEV SS |
|------------------|----|-------|---------|---|-----------|

LEXUS

NX 250 AWD

| | | | | | |
|------------------|----|-------|---------|---|----|
| A-S8, 2.5L, 4cyl | 28 | 25/32 | \$1,800 | 6 | SS |
|------------------|----|-------|---------|---|----|

NX 350 AWD

| | | | | | |
|------------------|----|-------|---------|---|------------------|
| A-S8, 2.4L, 4cyl | 25 | 22/29 | \$2,450 | 5 | P R T SS |
| A-S8, 2.4L, 4cyl | 25 | 22/28 | \$2,450 | 5 | P R T F-Sport SS |

NX 350h AWD

| | | | | | |
|-------------------|----|-------|---------|---|----------|
| AV-S6, 2.5L, 4cyl | 39 | 41/37 | \$1,600 | 8 | P HEV SS |
|-------------------|----|-------|---------|---|----------|

NX 450h Plus AWD

| | | | | | |
|-------------------|--------------|--|--|--|-----------|
| AV-S6, 2.5L, 4cyl | See page 39. | | | | P PHEV SS |
|-------------------|--------------|--|--|--|-----------|

| Manufacturer Model Configuration (trans, eng size, cyl) | MPG | | Annual Fuel Cost | GHG Rating | Notes |
|---|------|----------|------------------|------------|-------|
| | Comb | City/Hwy | | | |

RX 350 AWD

| | | | | | |
|------------------|----|-------|---------|---|--|
| A-S8, 3.5L, 6cyl | 22 | 19/26 | \$2,300 | 5 | |
|------------------|----|-------|---------|---|--|

RX 350 L AWD

| | | | | | |
|------------------|----|-------|---------|---|--|
| A-S8, 3.5L, 6cyl | 21 | 18/25 | \$2,400 | 4 | |
|------------------|----|-------|---------|---|--|

LINCOLN

Corsair AWD

| | | | | | |
|------------------|----|-------|---------|---|------|
| A-S8, 2.0L, 4cyl | 24 | 21/29 | \$2,100 | 5 | T SS |
|------------------|----|-------|---------|---|------|

| | | | | | |
|------------------|----|-------|---------|---|------|
| A-S8, 2.3L, 4cyl | 24 | 21/28 | \$2,100 | 5 | T SS |
|------------------|----|-------|---------|---|------|

Corsair AWD PHEV

| | | | | | |
|----------------|--------------|--|--|--|-------------|
| AV, 2.5L, 4cyl | See page 39. | | | | PT4 PHEV SS |
|----------------|--------------|--|--|--|-------------|

Nautilus AWD

| | | | | | |
|-----------------|----|-------|---------|---|------|
| A-8, 2.0L, 4cyl | 22 | 20/25 | \$2,300 | 5 | T SS |
|-----------------|----|-------|---------|---|------|

| | | | | | |
|------------------|----|-------|---------|---|------|
| A-S8, 2.0L, 4cyl | 22 | 20/25 | \$2,300 | 5 | T SS |
|------------------|----|-------|---------|---|------|

| | | | | | |
|------------------|----|-------|---------|---|------|
| A-S8, 2.7L, 6cyl | 21 | 19/25 | \$2,400 | 4 | T SS |
|------------------|----|-------|---------|---|------|

MERCEDES-BENZ

AMG GLC43 4matic

| | | | | | |
|-----------------|----|-------|---------|---|--------|
| A-9, 3.0L, 6cyl | 21 | 18/25 | \$2,950 | 4 | PRT SS |
|-----------------|----|-------|---------|---|--------|

GLA250 4matic

| | | | | | |
|------------------|----|-------|---------|---|--------|
| AM-8, 2.0L, 4cyl | 26 | 23/32 | \$2,350 | 5 | PRT SS |
|------------------|----|-------|---------|---|--------|

GLB250 4matic

| | | | | | |
|------------------|----|-------|---------|---|--------|
| AM-8, 2.0L, 4cyl | 25 | 22/30 | \$2,450 | 5 | PRT SS |
|------------------|----|-------|---------|---|--------|

GLC300 4matic

| | | | | | |
|-----------------|----|-------|---------|---|--------|
| A-9, 2.0L, 4cyl | 24 | 21/28 | \$2,550 | 5 | PRT SS |
|-----------------|----|-------|---------|---|--------|

GLC300 4matic Coupe

| | | | | | |
|-----------------|----|-------|---------|---|--------|
| A-9, 2.0L, 4cyl | 23 | 21/27 | \$2,650 | 5 | PRT SS |
|-----------------|----|-------|---------|---|--------|

GLE350

| | | | | | |
|-----------------|----|-------|---------|---|--------|
| A-9, 2.0L, 4cyl | 22 | 19/27 | \$2,800 | 5 | PRT SS |
|-----------------|----|-------|---------|---|--------|

GLE350 4matic

| | | | | | |
|-----------------|----|-------|---------|---|--------|
| A-9, 2.0L, 4cyl | 22 | 19/26 | \$2,800 | 5 | PRT SS |
|-----------------|----|-------|---------|---|--------|

MITSUBISHI

Eclipse Cross 4WD

| | | | | | |
|-------------------|----|-------|---------|---|---|
| AV-S8, 1.5L, 4cyl | 25 | 25/26 | \$2,050 | 5 | T |
|-------------------|----|-------|---------|---|---|

Eclipse Cross ES 4WD

| | | | | | |
|-------------------|----|-------|---------|---|---|
| AV-S8, 1.5L, 4cyl | 26 | 25/28 | \$1,950 | 5 | T |
|-------------------|----|-------|---------|---|---|

Outlander 4WD

| | | | | | |
|-------------------|----|-------|---------|---|--|
| AV-S8, 2.5L, 4cyl | 26 | 24/30 | \$1,950 | 5 | |
|-------------------|----|-------|---------|---|--|

Outlander PHEV

| | | | | | |
|-----------------|--------------|--|--|--|------|
| A-1, 2.4L, 4cyl | See page 39. | | | | PHEV |
|-----------------|--------------|--|--|--|------|

Outlander Sport 4WD

| | | | | | |
|-------------------|----|-------|---------|---|--|
| AV-S6, 2.0L, 4cyl | 26 | 23/29 | \$1,950 | 5 | |
|-------------------|----|-------|---------|---|--|

| | | | | | |
|-------------------|----|-------|---------|---|--|
| AV-S6, 2.4L, 4cyl | 25 | 23/28 | \$2,050 | 5 | |
|-------------------|----|-------|---------|---|--|

NISSAN

Pathfinder 4WD

| | | | | | |
|------------------|----|-------|---------|---|----|
| A-S9, 3.5L, 6cyl | 23 | 21/27 | \$2,200 | 5 | SS |
|------------------|----|-------|---------|---|----|

PORSCHE

Macan

| | | | | | |
|-------------------|----|-------|---------|---|--------|
| AM-S7, 2.0L, 4cyl | 21 | 19/25 | \$2,950 | 4 | PRT SS |
|-------------------|----|-------|---------|---|--------|

Macan GTS

| | | | | | |
|-------------------|----|-------|---------|---|--------|
| AM-S7, 2.9L, 6cyl | 19 | 17/22 | \$3,250 | 4 | PRT SS |
|-------------------|----|-------|---------|---|--------|

| Manufacturer Model Configuration (trans, eng size, cyl) | MPG | | Annual Fuel Cost | GHG Rating | Notes |
|---|------|----------|------------------|------------|-------|
| | Comb | City/Hwy | | | |

Macan S

| | | | | | |
|-------------------|----|-------|---------|---|--------|
| AM-S7, 2.9L, 6cyl | 19 | 17/23 | \$3,250 | 4 | PRT SS |
|-------------------|----|-------|---------|---|--------|

SUBARU

Crosstrek AWD

| | | | | | |
|-------------------|----|-------|---------|---|----|
| AV-S8, 2.0L, 4cyl | 30 | 28/33 | \$1,700 | 6 | SS |
|-------------------|----|-------|---------|---|----|

| | | | | | |
|-----------------|----|-------|---------|---|--|
| M-6, 2.0L, 4cyl | 25 | 22/29 | \$2,050 | 5 | |
|-----------------|----|-------|---------|---|--|

| | | | | | |
|-------------------|----|-------|---------|---|----|
| AV-S8, 2.5L, 4cyl | 29 | 27/34 | \$1,750 | 6 | SS |
|-------------------|----|-------|---------|---|----|

Forester AWD

| | | | | | |
|-------------------|----|-------|---------|---|----|
| AV-S7, 2.5L, 4cyl | 29 | 26/33 | \$1,750 | 6 | SS |
|-------------------|----|-------|---------|---|----|

Forester Wilderness AWD

| | | | | | |
|-------------------|----|-------|---------|---|----|
| AV-S8, 2.5L, 4cyl | 26 | 25/28 | \$1,950 | 5 | SS |
|-------------------|----|-------|---------|---|----|

Outback AWD

| | | | | | |
|-------------------|----|-------|---------|---|------|
| AV-S8, 2.4L, 4cyl | 26 | 23/30 | \$1,950 | 5 | T SS |
|-------------------|----|-------|---------|---|------|

| | | | | | |
|-------------------|----|-------|---------|---|----|
| AV-S8, 2.5L, 4cyl | 29 | 26/33 | \$1,750 | 6 | SS |
|-------------------|----|-------|---------|---|----|

Outback Wilderness AWD

| | | | | | |
|-------------------|----|-------|---------|---|------|
| AV-S8, 2.4L, 4cyl | 24 | 22/26 | \$2,100 | 5 | T SS |
|-------------------|----|-------|---------|---|------|

TOYOTA

Corolla Cross 4WD

| | | | | | |
|--------------------|----|-------|---------|---|----|
| AV-S10, 2.0L, 4cyl | 30 | 29/32 | \$1,700 | 6 | SS |
|--------------------|----|-------|---------|---|----|

Highlander AWD

| | | | | | |
|------------------|----|-------|---------|---|----|
| A-S8, 3.5L, 6cyl | 23 | 20/27 | \$2,200 | 5 | SS |
|------------------|----|-------|---------|---|----|

Venza AWD

| | | | | | |
|-------------------|----|-------|---------|---|--------|
| AV-S6, 2.5L, 4cyl | 39 | 40/37 | \$1,300 | 8 | HEV SS |
|-------------------|----|-------|---------|---|--------|

VOLKSWAGEN

Atlas 4motion

| | | | | | |
|------------------|----|-------|---------|---|------|
| A-S8, 2.0L, 4cyl | 22 | 20/24 | \$2,300 | 5 | T SS |
|------------------|----|-------|---------|---|------|

| | | | | | |
|------------------|----|-------|---------|---|----|
| A-S8, 3.6L, 6cyl | 19 | 17/23 | \$2,650 | 4 | SS |
|------------------|----|-------|---------|---|----|

Atlas Cross Sport 4motion

| | | | | | |
|------------------|----|-------|---------|---|------|
| A-S8, 2.0L, 4cyl | 22 | 20/24 | \$2,300 | 5 | T SS |
|------------------|----|-------|---------|---|------|

| | | | | | |
|------------------|----|-------|---------|---|----|
| A-S8, 3.6L, 6cyl | 20 | 18/24 | \$2,550 | 4 | SS |
|------------------|----|-------|---------|---|----|

Taos 4motion

| | | | | | |
|-----------------|----|-------|---------|---|------|
| A-7, 1.5L, 4cyl | 28 | 25/32 | \$1,800 | 6 | T SS |
|-----------------|----|-------|---------|---|------|

Tiguan 4motion

| | | | | | |
|------------------|----|-------|---------|---|------|
| A-S8, 2.0L, 4cyl | 25 | 22/29 | \$2,050 | 5 | T SS |
|------------------|----|-------|---------|---|------|

Tiguan R-Line 4motion

| | | | | | |
|------------------|----|-------|---------|---|------|
| A-S8, 2.0L, 4cyl | 24 | 21/28 | \$2,100 | 5 | T SS |
|------------------|----|-------|---------|---|------|

VOLVO

C40 Recharge twin

| | | | | | |
|-----|----|-------|-------|----|----|
| A-1 | 87 | 94/80 | \$750 | 10 | EV |
|-----|----|-------|-------|----|----|

XC40 Recharge twin

| | | | | | |
|-----|----|-------|-------|----|----|
| A-1 | 85 | 92/79 | \$750 | 10 | EV |
|-----|----|-------|-------|----|----|

XC40 T5 AWD

| | | | | | |
|------------------|----|-------|---------|---|--------|
| A-S8, 2.0L, 4cyl | 25 | 22/30 | \$2,450 | 5 | PRT SS |
|------------------|----|-------|---------|---|--------|

XC60 B5 AWD

| | | | | | |
|------------------|----|-------|---------|---|--------|
| A-S8, 2.0L, 4cyl | 24 | 22/28 | \$2,550 | 5 | PRT SS |
|------------------|----|-------|---------|---|--------|

XC60 B6 AWD

| | | | | | |
|------------------|----|-------|---------|---|----------|
| A-S8, 2.0L, 4cyl | 24 | 21/27 | \$2,550 | 5 | PRT S SS |
|------------------|----|-------|---------|---|----------|

XC60 T8 AWD Recharge

| | | | | | |
|------------------|--------------|--|--|--|---------------|
| A-S8, 2.0L, 4cyl | See page 39. | | | | PRT S PHEV SS |
|------------------|--------------|--|--|--|---------------|

| Manufacturer Model Configuration (trans, eng size, cyl) | MPG | | Annual Fuel Cost | GHG Rating | Notes |
|---|------|----------|------------------|------------|-------|
| | Comb | City/Hwy | | | |

STANDARD SPORT UTILITY VEHICLES 2WD

BMW

X5 sDrive40i

| | | | | | |
|------------------|----|-------|---------|---|-------------|
| A-S8, 3.0L, 6cyl | 23 | 21/26 | \$2,650 | 5 | P T MHEV SS |
|------------------|----|-------|---------|---|-------------|

BUICK

Enclave FWD

| | | | | | |
|-----------------|----|-------|---------|---|----|
| A-9, 3.6L, 6cyl | 21 | 18/26 | \$2,400 | 4 | SS |
|-----------------|----|-------|---------|---|----|

CADILLAC

Escalade 2WD

| | | | | | |
|------------------|----|-------|---------|---|--------|
| A-10, 3.0L, 6cyl | 23 | 21/27 | \$2,450 | 4 | D T SS |
| A-10, 6.2L, 8cyl | 16 | 14/19 | \$3,850 | 3 | P CD |

CHEVROLET

Suburban 2WD

| | | | | | |
|------------------|----|-------|---------|---|--------|
| A-10, 3.0L, 6cyl | 23 | 21/27 | \$2,450 | 4 | D T SS |
| A-10, 5.3L, 8cyl | 17 | 15/20 | \$3,000 | 3 | CD |
| A-10, 6.2L, 8cyl | 16 | 14/20 | \$3,850 | 3 | P CD |

Tahoe 2WD

| | | | | | |
|------------------|----|-------|---------|---|--------|
| A-10, 3.0L, 6cyl | 24 | 21/28 | \$2,300 | 4 | D T SS |
| A-10, 5.3L, 8cyl | 17 | 15/20 | \$3,000 | 3 | CD |
| A-10, 6.2L, 8cyl | 16 | 14/20 | \$3,850 | 3 | P CD |

Traverse FWD

| | | | | | |
|-----------------|----|-------|---------|---|----|
| A-9, 3.6L, 6cyl | 21 | 18/27 | \$2,400 | 4 | SS |
|-----------------|----|-------|---------|---|----|

FORD

Explorer HEV RWD

| | | | | | |
|-------------------|----|-------|---------|---|--------|
| A-S10, 3.3L, 6cyl | 27 | 27/28 | \$1,900 | 6 | HEV SS |
|-------------------|----|-------|---------|---|--------|

Explorer Platinum HEV RWD

| | | | | | |
|-------------------|----|-------|---------|---|--------|
| A-S10, 3.3L, 6cyl | 26 | 25/26 | \$1,950 | 5 | HEV SS |
|-------------------|----|-------|---------|---|--------|

Explorer RWD

| | | | | | |
|-------------------|----|-------|---------|---|------|
| A-10, 3.0L, 6cyl | 21 | 18/26 | \$2,400 | 4 | T SS |
| A-S10, 3.0L, 6cyl | 20 | 18/25 | \$2,550 | 4 | T SS |

GMC

Acadia FWD

| | | | | | |
|-----------------|----|-------|---------|---|---------|
| A-9, 2.0L, 4cyl | 25 | 22/29 | \$2,050 | 5 | T CD SS |
| A-9, 3.6L, 6cyl | 22 | 19/27 | \$2,300 | 5 | CD SS |

Yukon 2WD

| | | | | | |
|------------------|----|-------|---------|---|--------|
| A-10, 3.0L, 6cyl | 23 | 21/27 | \$2,450 | 4 | D T SS |
| A-10, 5.3L, 8cyl | 17 | 15/20 | \$3,000 | 3 | CD |
| A-10, 6.2L, 8cyl | 16 | 14/20 | \$3,850 | 3 | P CD |

Yukon XL 2WD

| | | | | | |
|------------------|----|-------|---------|---|--------|
| A-10, 3.0L, 6cyl | 23 | 21/27 | \$2,450 | 4 | D T SS |
| A-10, 5.3L, 8cyl | 17 | 15/20 | \$3,000 | 3 | CD |
| A-10, 6.2L, 8cyl | 16 | 14/19 | \$3,850 | 3 | P CD |

HYUNDAI

Palisade FWD

| | | | | | |
|------------------|----|-------|---------|---|--|
| A-S8, 3.8L, 6cyl | 22 | 19/26 | \$2,300 | 5 | |
|------------------|----|-------|---------|---|--|

INFINITI

QX60 FWD

| | | | | | |
|------------------|----|-------|---------|---|------|
| A-S9, 3.5L, 6cyl | 23 | 21/26 | \$2,650 | 5 | P SS |
|------------------|----|-------|---------|---|------|

| Manufacturer Model Configuration (trans, eng size, cyl) | MPG | | Annual Fuel Cost | GHG Rating | Notes |
|---|------|----------|------------------|------------|-------|
| | Comb | City/Hwy | | | |

QX80 2WD

| | | | | | |
|------------------|----|-------|---------|---|---|
| A-S7, 5.6L, 8cyl | 16 | 14/20 | \$3,850 | 3 | P |
|------------------|----|-------|---------|---|---|

JEEP

Grand Cherokee 2WD

| | | | | | |
|-----------------|----|-------|---------|---|----|
| A-8, 3.6L, 6cyl | 22 | 19/26 | \$2,300 | 5 | SS |
|-----------------|----|-------|---------|---|----|

Grand Cherokee L 2WD

| | | | | | |
|-----------------|----|-------|---------|---|----|
| A-8, 3.6L, 6cyl | 21 | 19/26 | \$2,400 | 4 | SS |
|-----------------|----|-------|---------|---|----|

Grand Wagoneer 2WD

| | | | | | |
|-----------------|----|-------|---------|---|------|
| A-8, 6.4L, 8cyl | 15 | 13/19 | \$4,100 | 2 | P CD |
|-----------------|----|-------|---------|---|------|

Wagoneer 2WD

| | | | | | |
|-----------------|----|-------|---------|---|----------------|
| A-8, 5.7L, 8cyl | 18 | 16/22 | \$3,200 | 3 | Mid CD MHEV SS |
|-----------------|----|-------|---------|---|----------------|

LINCOLN

Aviator RWD

| | | | | | |
|-------------------|----|-------|---------|---|------|
| A-S10, 3.0L, 6cyl | 21 | 18/26 | \$2,400 | 4 | T SS |
|-------------------|----|-------|---------|---|------|

NISSAN

Armada 2WD

| | | | | | |
|------------------|----|-------|---------|---|---|
| A-S7, 5.6L, 8cyl | 16 | 14/19 | \$3,850 | 3 | P |
|------------------|----|-------|---------|---|---|

TOYOTA

4Runner 2WD

| | | | | | |
|------------------|----|-------|---------|---|--|
| A-S5, 4.0L, 6cyl | 17 | 16/19 | \$3,000 | 3 | |
|------------------|----|-------|---------|---|--|

Sequoia 2WD

| | | | | | |
|------------------|----|-------|---------|---|--|
| A-S6, 5.7L, 8cyl | 15 | 13/17 | \$3,400 | 2 | |
|------------------|----|-------|---------|---|--|

VOLVO

XC90 T5

| | | | | | |
|------------------|----|-------|---------|---|----------|
| A-S8, 2.0L, 4cyl | 25 | 21/30 | \$2,450 | 5 | P R T SS |
|------------------|----|-------|---------|---|----------|

STANDARD SPORT UTILITY VEHICLES 4WD

AUDI

e-tron quattro

| | | | | | |
|-----|----|-------|-------|----|----|
| A-1 | 78 | 78/77 | \$850 | 10 | EV |
|-----|----|-------|-------|----|----|

e-tron S (20in wheels)

| | | | | | |
|-----|----|-------|-------|----|----|
| A-1 | 73 | 72/75 | \$900 | 10 | EV |
|-----|----|-------|-------|----|----|

e-tron S (21in or 22in wheels)

| | | | | | |
|-----|----|-------|---------|----|----|
| A-1 | 63 | 62/64 | \$1,050 | 10 | EV |
|-----|----|-------|---------|----|----|

e-tron S Sportback (20in wheels)

| | | | | | |
|-----|----|-------|-------|----|----|
| A-1 | 75 | 73/78 | \$900 | 10 | EV |
|-----|----|-------|-------|----|----|

e-tron S Sportback (21/22in wheels)

| | | | | | |
|-----|----|-------|---------|----|----|
| A-1 | 65 | 64/66 | \$1,000 | 10 | EV |
|-----|----|-------|---------|----|----|

e-tron Sportback quattro

| | | | | | |
|-----|----|-------|-------|----|----|
| A-1 | 77 | 76/78 | \$850 | 10 | EV |
|-----|----|-------|-------|----|----|

Q4 e-tron quattro

| | | | | | |
|-----|----|--------|-------|----|----|
| A-1 | 95 | 100/89 | \$700 | 10 | EV |
|-----|----|--------|-------|----|----|

Q4 e-tron Sportback quattro

| | | | | | |
|-----|----|--------|-------|----|----|
| A-1 | 95 | 100/89 | \$700 | 10 | EV |
|-----|----|--------|-------|----|----|

Q7 quattro

| | | | | | |
|------------------|----|-------|---------|---|-------------|
| A-S8, 2.0L, 4cyl | 22 | 20/25 | \$2,800 | 5 | P T SS |
| A-S8, 3.0L, 6cyl | 20 | 18/23 | \$3,100 | 4 | P T MHEV SS |

| Manufacturer Model Configuration (trans, eng size, cyl) | MPG | | Annual Fuel Cost | GHG Rating | Notes |
|---|------|----------|------------------|------------|-------|
| | Comb | City/Hwy | | | |

Q8 quattro

| | | | | | |
|------------------|----|-------|---------|---|-------------|
| A-S8, 3.0L, 6cyl | 20 | 18/23 | \$3,100 | 4 | P T MHEV SS |
|------------------|----|-------|---------|---|-------------|

RS Q8

| | | | | | |
|------------------|----|-------|---------|---|----------------|
| A-S8, 4.0L, 8cyl | 15 | 13/19 | \$4,100 | 2 | P T CD MHEV SS |
|------------------|----|-------|---------|---|----------------|

SQ7

| | | | | | |
|------------------|----|-------|---------|---|-----------|
| A-S8, 4.0L, 8cyl | 17 | 15/21 | \$3,600 | 3 | P T CD SS |
|------------------|----|-------|---------|---|-----------|

SQ8

| | | | | | |
|------------------|----|-------|---------|---|-----------|
| A-S8, 4.0L, 8cyl | 17 | 15/21 | \$3,600 | 3 | P T CD SS |
|------------------|----|-------|---------|---|-----------|

BENTLEY

Bentayga

| | | | | | |
|------------------|----|-------|---------|---|-----------|
| A-S8, 4.0L, 8cyl | 18 | 15/24 | \$3,400 | 3 | P T CD SS |
|------------------|----|-------|---------|---|-----------|

Bentayga Speed

| | | | | | |
|-------------------|----|-------|---------|---|-----------|
| A-S8, 6.0L, 12cyl | 14 | 12/18 | \$4,400 | 2 | P T CD SS |
|-------------------|----|-------|---------|---|-----------|

BMW

Alpina XB7

| | | | | | |
|------------------|----|-------|---------|---|--------|
| A-S8, 4.4L, 8cyl | 17 | 15/21 | \$3,600 | 3 | P T SS |
|------------------|----|-------|---------|---|--------|

X5 M

| | | | | | |
|------------------|----|-------|---------|---|--------|
| A-S8, 4.4L, 8cyl | 15 | 13/18 | \$4,100 | 2 | P T SS |
|------------------|----|-------|---------|---|--------|

X5 M Competition

| | | | | | |
|------------------|----|-------|---------|---|--------|
| A-S8, 4.4L, 8cyl | 15 | 13/18 | \$4,100 | 2 | P T SS |
|------------------|----|-------|---------|---|--------|

X5 M50i

| | | | | | |
|------------------|----|-------|---------|---|--------|
| A-S8, 4.4L, 8cyl | 18 | 16/22 | \$3,400 | 3 | P T SS |
|------------------|----|-------|---------|---|--------|

X5 xDrive40i

| | | | | | |
|------------------|----|-------|---------|---|-------------|
| A-S8, 3.0L, 6cyl | 23 | 21/25 | \$2,650 | 5 | P T MHEV SS |
|------------------|----|-------|---------|---|-------------|

X6 M

| | | | | | |
|------------------|----|-------|---------|---|--------|
| A-S8, 4.4L, 8cyl | 15 | 13/18 | \$4,100 | 2 | P T SS |
|------------------|----|-------|---------|---|--------|

X6 M Competition

| | | | | | |
|------------------|----|-------|---------|---|--------|
| A-S8, 4.4L, 8cyl | 15 | 13/18 | \$4,100 | 2 | P T SS |
|------------------|----|-------|---------|---|--------|

X6 M50i

| | | | | | |
|------------------|----|-------|---------|---|--------|
| A-S8, 4.4L, 8cyl | 18 | 16/22 | \$3,400 | 3 | P T SS |
|------------------|----|-------|---------|---|--------|

X6 xDrive40i

| | | | | | |
|------------------|----|-------|---------|---|-------------|
| A-S8, 3.0L, 6cyl | 23 | 21/25 | \$2,650 | 5 | P T MHEV SS |
|------------------|----|-------|---------|---|-------------|

X7 M50i

| | | | | | |
|------------------|----|-------|---------|---|--------|
| A-S8, 4.4L, 8cyl | 17 | 15/21 | \$3,600 | 3 | P T SS |
|------------------|----|-------|---------|---|--------|

X7 xDrive40i

| | | | | | |
|------------------|----|-------|---------|---|-------------|
| A-S8, 3.0L, 6cyl | 21 | 19/24 | \$2,950 | 4 | P T MHEV SS |
|------------------|----|-------|---------|---|-------------|

BUICK

Enclave AWD

| | | | | | |
|-----------------|----|-------|---------|---|----|
| A-9, 3.6L, 6cyl | 20 | 17/25 | \$2,550 | 4 | SS |
|-----------------|----|-------|---------|---|----|

CADILLAC

Escalade 4WD

| | | | | | |
|------------------|----|-------|---------|---|--------|
| A-10, 3.0L, 6cyl | 22 | 20/26 | \$2,550 | 4 | D T SS |
|------------------|----|-------|---------|---|--------|

| | | | | | |
|------------------|----|-------|---------|---|------|
| A-10, 6.2L, 8cyl | 16 | 14/19 | \$3,850 | 3 | P CD |
|------------------|----|-------|---------|---|------|

CHEVROLET

Suburban 4WD

| | | | | | |
|------------------|----|-------|---------|---|--------|
| A-10, 3.0L, 6cyl | 22 | 20/26 | \$2,550 | 4 | D T SS |
|------------------|----|-------|---------|---|--------|

| | | | | | |
|------------------|----|-------|---------|---|----|
| A-10, 5.3L, 8cyl | 16 | 14/19 | \$3,150 | 3 | CD |
|------------------|----|-------|---------|---|----|

| | | | | | |
|------------------|----|-------|---------|---|------|
| A-10, 6.2L, 8cyl | 16 | 14/19 | \$3,850 | 3 | P CD |
|------------------|----|-------|---------|---|------|

| Manufacturer Model Configuration (trans, eng size, cyl) | MPG | | Annual Fuel Cost | GHG Rating | Notes |
|---|------|----------|------------------|------------|-------|
| | Comb | City/Hwy | | | |

Tahoe 4WD

| | | | | | |
|------------------|----|-------|---------|---|--------|
| A-10, 3.0L, 6cyl | 22 | 20/26 | \$2,550 | 4 | D T SS |
|------------------|----|-------|---------|---|--------|

| | | | | | |
|------------------|----|-------|---------|---|----|
| A-10, 5.3L, 8cyl | 16 | 14/19 | \$3,150 | 3 | CD |
|------------------|----|-------|---------|---|----|

| | | | | | |
|------------------|----|-------|---------|---|------|
| A-10, 6.2L, 8cyl | 16 | 14/19 | \$3,850 | 3 | P CD |
|------------------|----|-------|---------|---|------|

Traverse AWD

| | | | | | |
|-----------------|----|-------|---------|---|----|
| A-9, 3.6L, 6cyl | 20 | 17/25 | \$2,550 | 4 | SS |
|-----------------|----|-------|---------|---|----|

DODGE

Durango AWD

| | | | | | |
|-----------------|----|-------|---------|---|--------|
| A-8, 5.7L, 8cyl | 17 | 14/22 | \$3,400 | 3 | Mid CD |
|-----------------|----|-------|---------|---|--------|

FORD

Explorer AWD

| | | | | | |
|------------------|----|-------|---------|---|----------|
| A-10, 3.0L, 6cyl | 20 | 18/24 | \$2,550 | 4 | T PT4 SS |
|------------------|----|-------|---------|---|----------|

| | | | | | |
|-------------------|----|-------|---------|---|----------|
| A-S10, 3.0L, 6cyl | 20 | 18/24 | \$2,550 | 4 | T PT4 SS |
|-------------------|----|-------|---------|---|----------|

Explorer FFV AWD

| | | | | | |
|------------------|----|-------|---------|---|------------|
| A-10, 3.3L, 6cyl | 19 | 16/24 | \$2,650 | 4 | Gas PT4 SS |
|------------------|----|-------|---------|---|------------|

| | | | | | |
|--|----|-------|---------|---|-----|
| | 13 | 11/15 | \$2,750 | 3 | E85 |
|--|----|-------|---------|---|-----|

Explorer HEV AWD

| | | | | | |
|-------------------|----|-------|---------|---|------------|
| A-S10, 3.3L, 6cyl | 25 | 23/26 | \$2,050 | 5 | PT4 HEV SS |
|-------------------|----|-------|---------|---|------------|

GENESIS

GV80 AWD

| | | | | | |
|------------------|----|-------|---------|---|--------|
| A-S8, 2.5L, 4cyl | 22 | 21/25 | \$2,800 | 5 | P T SS |
|------------------|----|-------|---------|---|--------|

| | | | | | |
|------------------|----|-------|---------|---|--------|
| A-S8, 3.5L, 6cyl | 20 | 18/23 | \$3,100 | 4 | P T SS |
|------------------|----|-------|---------|---|--------|

GMC

Acadia AWD

| | | | | | |
|-----------------|----|-------|---------|---|---------|
| A-9, 2.0L, 4cyl | 24 | 22/27 | \$2,100 | 5 | T CD SS |
|-----------------|----|-------|---------|---|---------|

| | | | | | |
|-----------------|----|-------|---------|---|-------|
| A-9, 3.6L, 6cyl | 21 | 19/26 | \$2,400 | 4 | CD SS |
|-----------------|----|-------|---------|---|-------|

Yukon 4WD

| | | | | | |
|------------------|----|-------|---------|---|--------|
| A-10, 3.0L, 6cyl | 22 | 20/26 | \$2,550 | 4 | D T SS |
|------------------|----|-------|---------|---|--------|

| | | | | | |
|------------------|----|-------|---------|---|----|
| A-10, 5.3L, 8cyl | 16 | 14/19 | \$3,150 | 3 | CD |
|------------------|----|-------|---------|---|----|

| | | | | | |
|------------------|----|-------|---------|---|------|
| A-10, 6.2L, 8cyl | 16 | 14/19 | \$3,850 | 3 | P CD |
|------------------|----|-------|---------|---|------|

Yukon XL 4WD

| | | | | | |
|------------------|----|-------|---------|---|--------|
| A-10, 3.0L, 6cyl | 22 | 20/26 | \$2,550 | 4 | D T SS |
|------------------|----|-------|---------|---|--------|

| | | | | | |
|------------------|----|-------|---------|---|----|
| A-10, 5.3L, 8cyl | 16 | 14/19 | \$3,150 | 3 | CD |
|------------------|----|-------|---------|---|----|

| | | | | | |
|------------------|----|-------|---------|---|------|
| A-10, 6.2L, 8cyl | 16 | 14/19 | \$3,850 | 3 | P CD |
|------------------|----|-------|---------|---|------|

HYUNDAI

Palisade AWD

| | | | | | |
|------------------|----|-------|---------|---|--|
| A-S8, 3.8L, 6cyl | 21 | 19/24 | \$2,400 | 4 | |
|------------------|----|-------|---------|---|--|

INFINITI

QX60 AWD

| | | | | | |
|------------------|----|-------|---------|---|------|
| A-S9, 3.5L, 6cyl | 22 | 20/25 | \$2,800 | 5 | P SS |
|------------------|----|-------|---------|---|------|

QX80 4WD

| | | | | | |
|------------------|----|-------|---------|---|---|
| A-S7, 5.6L, 8cyl | 15 | 13/19 | \$4,100 | 2 | P |
|------------------|----|-------|---------|---|---|

| | | | | | |
|------------------|----|-------|---------|---|--------|
| A-S7, 5.6L, 8cyl | 15 | 13/19 | \$4,100 | 2 | P MDPV |
|------------------|----|-------|---------|---|--------|

JEEP

Grand Cherokee 4WD

| | | | | | |
|-----------------|----|-------|---------|---|----|
| A-8, 3.6L, 6cyl | 22 | 19/26 | \$2,300 | 5 | SS |
|-----------------|----|-------|---------|---|----|

| | | | | | |
|-----------------|----|-------|---------|---|--------|
| A-8, 5.7L, 8cyl | 17 | 14/22 | \$3,400 | 3 | Mid CD |
|-----------------|----|-------|---------|---|--------|

Grand Cherokee L 4WD

| | | | | | |
|-----------------|----|-------|---------|---|----|
| A-8, 3.6L, 6cyl | 21 | 18/25 | \$2,400 | 4 | SS |
|-----------------|----|-------|---------|---|----|

| | | | | | |
|-----------------|----|-------|---------|---|--------|
| A-8, 5.7L, 8cyl | 17 | 14/22 | \$3,400 | 3 | Mid CD |
|-----------------|----|-------|---------|---|--------|

| Manufacturer Model Configuration (trans, eng size, cyl) | MPG | | Annual Fuel Cost | GHG Rating | Notes |
|---|------|--------------|------------------|------------|----------------|
| | Comb | City/Hwy | | | |
| Grand Wagoneer 4WD | | | | | |
| A-8, 6.4L, 8cyl | 15 | 13/18 | \$4,100 | 2 | P CD |
| Wagoneer 4WD | | | | | |
| A-8, 5.7L, 8cyl | 17 | 15/20 | \$3,400 | 3 | Mid CD MHEV SS |
| LAMBORGHINI | | | | | |
| Urus | | | | | |
| A-S8, 4.0L, 8cyl | 14 | 12/17 | \$4,400 | 2 | P T CD SS |
| LAND ROVER | | | | | |
| Defender 110 | | | | | |
| A-S8, 2.0L, 4cyl | 18 | 17/20 | \$3,400 | 3 | P T SS |
| A-S8, 5.0L, 8cyl | 16 | 14/19 | \$3,850 | 3 | P S SS |
| Defender 110 MHEV | | | | | |
| A-S8, 3.0L, 6cyl | 19 | 17/22 | \$3,250 | 4 | P T S MHEV SS |
| Defender 90 | | | | | |
| A-S8, 2.0L, 4cyl | 19 | 18/21 | \$3,250 | 4 | P T SS |
| A-S8, 5.0L, 8cyl | 16 | 15/19 | \$3,850 | 3 | P S SS |
| Defender 90 MHEV | | | | | |
| A-S8, 3.0L, 6cyl | 19 | 17/22 | \$3,250 | 4 | P T S MHEV SS |
| Discovery | | | | | |
| A-S8, 2.0L, 4cyl | 21 | 19/22 | \$2,950 | 4 | P T SS |
| Discovery MHEV | | | | | |
| A-S8, 3.0L, 6cyl | 21 | 18/24 | \$2,950 | 4 | P MHEV SS |
| Range Rover | | | | | |
| A-S8, 5.0L, 8cyl | 18 | 16/21 | \$3,400 | 3 | P S SS |
| Range Rover LWB | | | | | |
| A-S8, 5.0L, 8cyl | 18 | 16/21 | \$3,400 | 3 | P S SS |
| Range Rover LWB SVA | | | | | |
| A-S8, 5.0L, 8cyl | 15 | 13/19 | \$4,100 | 2 | P S SS |
| Range Rover P360 MHEV | | | | | |
| A-S8, 3.0L, 6cyl | 20 | 18/23 | \$3,100 | 4 | P MHEV SS |
| Range Rover P400 MHEV | | | | | |
| A-S8, 3.0L, 6cyl | 20 | 18/23 | \$3,100 | 4 | P MHEV SS |
| Range Rover Sport | | | | | |
| A-S8, 5.0L, 8cyl | 19 | 17/22 | \$3,250 | 4 | P S SS |
| Range Rover Sport P360 MHEV | | | | | |
| A-S8, 3.0L, 6cyl | 21 | 19/24 | \$2,950 | 4 | P T S MHEV SS |
| Range Rover Sport P400 MHEV | | | | | |
| A-S8, 3.0L, 6cyl | 21 | 19/24 | \$2,950 | 4 | P T S MHEV SS |
| Range Rover Sport PHEV | | | | | |
| A-S8, 2.0L, 4cyl | | See page 39. | | | P T PHEV SS |
| Range Rover Sport SVR | | | | | |
| A-S8, 5.0L, 8cyl | 16 | 15/20 | \$3,850 | 3 | P S SS |
| Range Rover SVA | | | | | |
| A-S8, 5.0L, 8cyl | 16 | 14/19 | \$3,850 | 3 | P S SS |
| LEXUS | | | | | |
| GX 460 | | | | | |
| A-S6, 4.6L, 8cyl | 16 | 15/19 | \$3,850 | 3 | PR |
| RX 450h AWD | | | | | |
| AV-S6, 3.5L, 6cyl | 30 | 31/28 | \$2,050 | 6 | PR HEV SS |
| RX 450h L AWD | | | | | |
| AV-S6, 3.5L, 6cyl | 29 | 29/28 | \$2,100 | 6 | PR HEV SS |

| Manufacturer Model Configuration (trans, eng size, cyl) | MPG | | Annual Fuel Cost | GHG Rating | Notes |
|---|------|--------------|------------------|------------|---------------|
| | Comb | City/Hwy | | | |
| LINCOLN | | | | | |
| Aviator AWD | | | | | |
| A-S10, 3.0L, 6cyl | 20 | 17/24 | \$2,550 | 4 | T PT4 SS |
| Aviator PHEV AWD | | | | | |
| A-S10, 3.0L, 6cyl | | See page 39. | | | T PT4 PHEV SS |
| MASERATI | | | | | |
| Levante GT | | | | | |
| A-8, 3.0L, 6cyl | 18 | 16/22 | \$3,400 | 3 | PRT SS |
| Levante Modena | | | | | |
| A-8, 3.0L, 6cyl | 18 | 16/22 | \$3,400 | 3 | PRT SS |
| Levante Modena V8 | | | | | |
| A-8, 3.8L, 8cyl | 16 | 13/20 | \$3,850 | 3 | PRT SS |
| Levante Trofeo | | | | | |
| A-8, 3.8L, 8cyl | 16 | 13/20 | \$3,850 | 3 | PRT SS |
| MERCEDES-BENZ | | | | | |
| AMG GLE53 4matic Plus | | | | | |
| A-9, 3.0L, 6cyl | 19 | 18/22 | \$3,250 | 4 | PR MHEV SS |
| AMG GLE53 4matic Plus Coupe | | | | | |
| A-9, 3.0L, 6cyl | 19 | 17/21 | \$3,250 | 4 | PR MHEV SS |
| GLE450 4matic | | | | | |
| A-9, 3.0L, 6cyl | 23 | 21/25 | \$2,650 | 5 | PR T MHEV SS |
| GLS450 4matic | | | | | |
| A-9, 3.0L, 6cyl | 20 | 18/24 | \$3,100 | 4 | PR T MHEV SS |
| NISSAN | | | | | |
| Armada 4WD | | | | | |
| A-S7, 5.6L, 8cyl | 15 | 13/18 | \$4,100 | 2 | P |
| A-S7, 5.6L, 8cyl | 15 | 13/18 | \$4,100 | 2 | P MDPV |
| Pathfinder 4WD Platinum | | | | | |
| A-S9, 3.5L, 6cyl | 22 | 20/25 | \$2,300 | 5 | SS |
| PORSCHE | | | | | |
| Cayenne / Cayenne Coupe | | | | | |
| A-S8, 3.0L, 6cyl | 19 | 17/22 | \$3,250 | 4 | PRT SS |
| Cayenne GTS | | | | | |
| A-S8, 4.0L, 8cyl | 17 | 15/19 | \$3,600 | 3 | PRT CD SS |
| Cayenne GTS Coupe | | | | | |
| A-S8, 4.0L, 8cyl | 17 | 15/19 | \$3,600 | 3 | PRT CD SS |
| Cayenne S | | | | | |
| A-S8, 2.9L, 6cyl | 18 | 16/22 | \$3,400 | 3 | PRT SS |
| Cayenne S Coupe | | | | | |
| A-S8, 2.9L, 6cyl | 18 | 16/21 | \$3,400 | 3 | PRT SS |
| Cayenne Turbo | | | | | |
| A-S8, 4.0L, 8cyl | 16 | 14/19 | \$3,850 | 3 | PR T CD SS |
| Cayenne Turbo Coupe | | | | | |
| A-S8, 4.0L, 8cyl | 17 | 15/20 | \$3,600 | 3 | PR T CD SS |
| Cayenne Turbo GT Coupe | | | | | |
| A-S8, 4.0L, 8cyl | 16 | 14/19 | \$3,850 | 3 | PR T CD SS |
| Cayenne Turbo S/Coupe E-Hybrid | | | | | |
| A-S8, 4.0L, 8cyl | | See page 39. | | | P T PHEV SS |

| Manufacturer Model Configuration (trans, eng size, cyl) | MPG | | Annual Fuel Cost | GHG Rating | Notes |
|--|------|----------|------------------------|---------------|-------|
| | Comb | City/Hwy | | | |

Cayenne/Coupe E-Hybrid

| | | | | | |
|------------------|--|--|--------------|--|-------------|
| A-S8, 3.0L, 6cyl | | | See page 39. | | P T PHEV SS |
|------------------|--|--|--------------|--|-------------|

RIVIAN

R1S

| | | | | | |
|-----|----|-------|-------|----|--------|
| A-1 | 69 | 73/65 | \$950 | 10 | PT4 EV |
|-----|----|-------|-------|----|--------|

SUBARU

Ascent

| | | | | | |
|-------------------|----|-------|---------|---|---|
| AV-S8, 2.4L, 4cyl | 23 | 21/27 | \$2,200 | 5 | T |
|-------------------|----|-------|---------|---|---|

Ascent Limited/Touring/Onyx AWD

| | | | | | |
|-------------------|----|-------|---------|---|---|
| AV-S8, 2.4L, 4cyl | 22 | 20/26 | \$2,300 | 5 | T |
|-------------------|----|-------|---------|---|---|

TOYOTA

4Runner 4WD

| | | | | | |
|------------------|----|-------|---------|---|-----|
| A-S5, 4.0L, 6cyl | 17 | 16/19 | \$3,000 | 3 | PT4 |
| A-S5, 4.0L, 6cyl | 17 | 16/19 | \$3,000 | 3 | |

Highlander Hybrid AWD

| | | | | | |
|---------------------|----|-------|---------|---|--------|
| ▶ AV-S6, 2.5L, 4cyl | 35 | 35/35 | \$1,450 | 7 | HEV SS |
|---------------------|----|-------|---------|---|--------|

Highlander Hybrid AWD LTD/PLAT

| | | | | | |
|---------------------|----|-------|---------|---|--------|
| ▶ AV-S6, 2.5L, 4cyl | 35 | 35/34 | \$1,450 | 7 | HEV SS |
|---------------------|----|-------|---------|---|--------|

Sequoia 4WD

| | | | | | |
|------------------|----|-------|---------|---|-----|
| A-S6, 5.7L, 8cyl | 14 | 13/17 | \$3,600 | 2 | PT4 |
|------------------|----|-------|---------|---|-----|

VOLVO

XC90 T5 AWD

| | | | | | |
|------------------|----|-------|---------|---|--------|
| A-S8, 2.0L, 4cyl | 23 | 20/28 | \$2,650 | 5 | PRT SS |
|------------------|----|-------|---------|---|--------|

XC90 T6 AWD

| | | | | | |
|------------------|----|-------|---------|---|----------|
| A-S8, 2.0L, 4cyl | 22 | 19/27 | \$2,800 | 5 | PRT S SS |
|------------------|----|-------|---------|---|----------|

XC90 T8 AWD Recharge

| | | | | | |
|------------------|--|--|--------------|--|---------------|
| A-S8, 2.0L, 4cyl | | | See page 39. | | PRT S PHEV SS |
|------------------|--|--|--------------|--|---------------|

DIESEL VEHICLES

Diesel-powered vehicles are typically more fuel efficient than comparable vehicles powered by gasoline. Diesel engines are inherently more energy-efficient, and diesel fuel contains roughly 10%–15% more energy per gallon than gasoline. In addition, new

advances in diesel engine technology have improved performance, reduced engine noise and fuel odor, and decreased emissions of harmful air pollutants. Ultra-low sulfur diesel fuels also help reduce emissions from these vehicles.



| Manufacturer Model Configuration (trans, eng size, cyl) | MPG | | Annual Fuel Cost | GHG Rating | Notes |
|---|------|----------|------------------|------------|-------|
| | Comb | City/Hwy | | | |

SMALL PICKUP TRUCKS 2WD

CHEVROLET

Colorado 2WD

| | | | | | |
|-----------------|----|-------|---------|---|----|
| A-6, 2.8L, 4cyl | 23 | 20/30 | \$2,450 | 4 | DT |
|-----------------|----|-------|---------|---|----|

GMC

Canyon 2WD

| | | | | | |
|-----------------|----|-------|---------|---|----|
| A-6, 2.8L, 4cyl | 23 | 20/30 | \$2,450 | 4 | DT |
|-----------------|----|-------|---------|---|----|

SMALL PICKUP TRUCKS 4WD

CHEVROLET

Colorado 4WD

| | | | | | |
|-----------------|----|-------|---------|---|----|
| A-6, 2.8L, 4cyl | 22 | 19/28 | \$2,550 | 4 | DT |
|-----------------|----|-------|---------|---|----|

Colorado ZR2 4WD

| | | | | | |
|-----------------|----|-------|---------|---|----|
| A-6, 2.8L, 4cyl | 19 | 18/22 | \$2,950 | 3 | DT |
|-----------------|----|-------|---------|---|----|

GMC

Canyon 4WD

| | | | | | |
|-----------------|----|-------|---------|---|----|
| A-6, 2.8L, 4cyl | 22 | 19/28 | \$2,550 | 4 | DT |
|-----------------|----|-------|---------|---|----|

STANDARD PICKUP TRUCKS 2WD

CHEVROLET

Silverado 2WD

| | | | | | |
|------------------|----|-------|---------|---|-------|
| A-10, 3.0L, 6cyl | 26 | 23/31 | \$2,150 | 5 | DT SS |
|------------------|----|-------|---------|---|-------|

GMC

Sierra 2WD

| | | | | | |
|------------------|----|-------|---------|---|-------|
| A-10, 3.0L, 6cyl | 26 | 23/30 | \$2,150 | 5 | DT SS |
|------------------|----|-------|---------|---|-------|

RAM

1500 2WD

| | | | | | |
|-----------------|----|-------|---------|---|----|
| A-8, 3.0L, 6cyl | 26 | 22/32 | \$2,150 | 5 | DT |
|-----------------|----|-------|---------|---|----|

1500 HFE 2WD

| | | | | | |
|-----------------|----|-------|---------|---|----|
| A-8, 3.0L, 6cyl | 26 | 23/33 | \$2,150 | 5 | DT |
|-----------------|----|-------|---------|---|----|

STANDARD PICKUP TRUCKS 4WD

CHEVROLET

Silverado 4WD

| | | | | | |
|------------------|----|-------|---------|---|-------|
| A-10, 3.0L, 6cyl | 24 | 22/26 | \$2,300 | 4 | DT SS |
|------------------|----|-------|---------|---|-------|

Silverado Mud Terrain Tires 4WD

| | | | | | |
|------------------|----|-------|---------|---|-------|
| A-10, 3.0L, 6cyl | 21 | 20/23 | \$2,650 | 4 | DT SS |
|------------------|----|-------|---------|---|-------|

FORD

F-150

| | | | | | |
|-------------------|----|----|----|----|---|
| A-S10, 3.0L, 6cyl | NA | NA | NA | NA | D |
|-------------------|----|----|----|----|---|

GMC

Sierra 4WD

| | | | | | |
|------------------|----|-------|---------|---|-------|
| A-10, 3.0L, 6cyl | 24 | 22/26 | \$2,300 | 4 | DT SS |
|------------------|----|-------|---------|---|-------|

Sierra Mud Terrain Tires 4WD

| | | | | | |
|------------------|----|-------|---------|---|-------|
| A-10, 3.0L, 6cyl | 21 | 20/23 | \$2,650 | 4 | DT SS |
|------------------|----|-------|---------|---|-------|

| Manufacturer Model Configuration (trans, eng size, cyl) | MPG | | Annual Fuel Cost | GHG Rating | Notes |
|---|------|----------|------------------|------------|-------|
| | Comb | City/Hwy | | | |

JEEP

Gladiator EcoDiesel 4WD

| | | | | | |
|-----------------|----|-------|---------|---|----|
| A-8, 3.0L, 6cyl | 24 | 22/28 | \$2,300 | 4 | DT |
|-----------------|----|-------|---------|---|----|

Gladiator Rubic EcoDiesel 4WD

| | | | | | |
|-----------------|----|-------|---------|---|----|
| A-8, 3.0L, 6cyl | 24 | 21/27 | \$2,300 | 4 | DT |
|-----------------|----|-------|---------|---|----|

RAM

1500 4WD

| | | | | | |
|-----------------|----|-------|---------|---|----|
| A-8, 3.0L, 6cyl | 24 | 21/29 | \$2,300 | 4 | DT |
|-----------------|----|-------|---------|---|----|

SMALL SPORT UTILITY VEHICLES 4WD

JEEP

Wrangler 4dr EcoDiesel 4WD

| | | | | | |
|-----------------|----|-------|---------|---|-------|
| A-8, 3.0L, 6cyl | 25 | 22/29 | \$2,250 | 5 | DT SS |
|-----------------|----|-------|---------|---|-------|

Wrangler Rubic 4dr EcoDiesel 4WD

| | | | | | |
|-----------------|----|-------|---------|---|-------|
| A-8, 3.0L, 6cyl | 23 | 21/26 | \$2,450 | 4 | DT SS |
|-----------------|----|-------|---------|---|-------|

STANDARD SPORT UTILITY VEHICLES 2WD

CADILLAC

Escalade 2WD

| | | | | | |
|------------------|----|-------|---------|---|-------|
| A-10, 3.0L, 6cyl | 23 | 21/27 | \$2,450 | 4 | DT SS |
|------------------|----|-------|---------|---|-------|

CHEVROLET

Suburban 2WD

| | | | | | |
|------------------|----|-------|---------|---|-------|
| A-10, 3.0L, 6cyl | 23 | 21/27 | \$2,450 | 4 | DT SS |
|------------------|----|-------|---------|---|-------|

Tahoe 2WD

| | | | | | |
|------------------|----|-------|---------|---|-------|
| A-10, 3.0L, 6cyl | 24 | 21/28 | \$2,300 | 4 | DT SS |
|------------------|----|-------|---------|---|-------|

GMC

Yukon 2WD

| | | | | | |
|------------------|----|-------|---------|---|-------|
| A-10, 3.0L, 6cyl | 23 | 21/27 | \$2,450 | 4 | DT SS |
|------------------|----|-------|---------|---|-------|

Yukon XL 2WD

| | | | | | |
|------------------|----|-------|---------|---|-------|
| A-10, 3.0L, 6cyl | 23 | 21/27 | \$2,450 | 4 | DT SS |
|------------------|----|-------|---------|---|-------|

STANDARD SPORT UTILITY VEHICLES 4WD

CADILLAC

Escalade 4WD

| | | | | | |
|------------------|----|-------|---------|---|-------|
| A-10, 3.0L, 6cyl | 22 | 20/26 | \$2,550 | 4 | DT SS |
|------------------|----|-------|---------|---|-------|

CHEVROLET

Suburban 4WD

| | | | | | |
|------------------|----|-------|---------|---|-------|
| A-10, 3.0L, 6cyl | 22 | 20/26 | \$2,550 | 4 | DT SS |
|------------------|----|-------|---------|---|-------|

Tahoe 4WD

| | | | | | |
|------------------|----|-------|---------|---|-------|
| A-10, 3.0L, 6cyl | 22 | 20/26 | \$2,550 | 4 | DT SS |
|------------------|----|-------|---------|---|-------|

GMC

Yukon 4WD

| | | | | | |
|------------------|----|-------|---------|---|-------|
| A-10, 3.0L, 6cyl | 22 | 20/26 | \$2,550 | 4 | DT SS |
|------------------|----|-------|---------|---|-------|

Yukon XL 4WD

| | | | | | |
|------------------|----|-------|---------|---|-------|
| A-10, 3.0L, 6cyl | 22 | 20/26 | \$2,550 | 4 | DT SS |
|------------------|----|-------|---------|---|-------|

ALL-ELECTRIC VEHICLES

All-electric vehicles (EVs) are propelled by one or more electric motors powered by a rechargeable battery. EVs are energy efficient and emit no tailpipe pollutants, although the power plant producing the electricity may emit pollution.

Electric motors have several performance benefits. They are quiet, have instant torque for quick acceleration, enable regenerative braking, and require less maintenance than internal combustion engines.

Current EVs typically have a shorter driving range than comparable gasoline or hybrid vehicles, and their range is more sensitive to driving style, driving conditions, and accessory use. Fully recharging the battery can take several hours—though a “fast charge” to 80% capacity may take as little as 30 minutes. Charging options

outside the home are expanding. More than 43,000 public and 1,000 workplace charging stations are available. EVs are typically more expensive than comparable conventional vehicles and hybrids due to the cost of the large battery. However, as manufacturers continue to improve the driving range and reduce the cost of these vehicles, they are becoming more practical and affordable for a wider range of consumers.

A federal income tax credit of up to \$7,500 is currently available to consumers purchasing a qualifying EV. (Note that the federal tax credit begins to phase out after the manufacturer has sold more than 200,000 qualifying vehicles.) State and/or local incentives may also apply. For additional information on EVs, including tax incentives and phase-out dates, visit [fueleconomy.gov](https://www.fueleconomy.gov).



| Model | Motor | Battery Type | Fuel Economy (comb/city/hwy) | | Driving Range* (miles) | Charge Time (hrs @ 240 V) | Annual Fuel Cost | GHG Rating |
|---|--|----------------|------------------------------|------------|------------------------|---------------------------|------------------|------------|
| | | | MPGe | kWh/100 mi | | | | |
| TWO-SEATER CARS | | | | | | | | |
| HISPANO SUIZA CARS | | | | | | | | |
| Carmen Boulogne | 820 kW AC Induction | Li-Ion Polymer | NA | NA | NA | NA | NA | NA |
| RIMAC AUTOMOBILI | | | | | | | | |
| Nevera | 2 Front 250 kW Rear 450 kW each AC Induction | Li-Ion | NA | NA | NA | NA | NA | NA |
| SUBCOMPACT CARS | | | | | | | | |
| MINI | | | | | | | | |
| Cooper SE Hardtop 2 door | 135 kW DCPM | Li-Ion | 110/119/100 | 31/28/34 | 114 | 4 | \$600 | 10 |
| COMPACT CARS | | | | | | | | |
| PORSCHE | | | | | | | | |
| Taycan 4S Perf Battery | 150 and 270 kW ACPM | Li-Ion | 79/79/80 | 42/43/42 | 199 | 9.5 | \$850 | 10 |
| Taycan 4S Perf Battery Plus | 175 and 320 kW ACPM | Li-Ion | 77/75/81 | 43/45/42 | 227 | 10.5 | \$850 | 10 |
| Taycan GTS | TBD/TBD/ PMACS | Li-Ion | NA | NA | NA | NA | NA | NA |
| Taycan Perf Battery | 240 kW ACPM | Li-Ion | 79/76/84 | 42/44/40 | 200 | 9.5 | \$800 | 10 |
| Taycan Perf Battery Plus | 280 kW ACPM | Li-Ion | 75/71/80 | 45/47/42 | 225 | 10.5 | \$900 | 10 |
| Taycan Turbo | 170 and 335 kW ACPM | Li-Ion | 73/71/75 | 46/46/43 | 212 | 10.5 | \$900 | 10 |
| Taycan Turbo S | 190 and 335 kW ACPM | Li-Ion | 70/69/71 | 48/49/47 | 201 | 10.5 | \$950 | 10 |
| SC AUTOSPORTS, LLC | | | | | | | | |
| Kandi K27 | 45 kW AC Induction | Li-Ion | NA | NA | NA | NA | NA | NA |
| MIDSIZE CARS | | | | | | | | |
| AUDI | | | | | | | | |
| e-tron GT | 175 kW Asynchron 3-Phase | Li-Ion | 82/81/83 | 41/42/41 | 238 | 10 | \$800 | 10 |
| RS e-tron GT | 335 kW Asynchron 3-Phase | Li-Ion | 81/79/82 | 42/42/41 | 232 | 10 | \$800 | 10 |
| MAZDA | | | | | | | | |
| MX-30 | 81 kW AC PMSM | Li-Ion | 92/98/85 | 37/34/40 | 100 | 5.3 | \$700 | 10 |
| NISSAN | | | | | | | | |
| Leaf (40 kW-hr battery pack) | 110 kW DCPM | Li-Ion | 111/123/99 | 30/27/34 | 149 | 8 | \$600 | 10 |
| Leaf (62 kW-hr battery pack) | 160 kW DCPM | Li-Ion | 108/118/97 | 31/29/35 | 226 | 11 | \$600 | 10 |
| Leaf SV/SL (62 kW-hr battery pack) | 160 kW DCPM | Li-Ion | 104/114/94 | 32/29/36 | 215 | 11 | \$650 | 10 |
| POLESTAR | | | | | | | | |
| 2 Dual Motor | 150 and 150kW AC PMSM | Li-Ion | 89/94/84 | 38/36/40 | 249 | 8 | \$750 | 10 |
| 2 Single Motor | 170 kW AC PMSM | Li-Ion | 107/113/100 | 31/30/34 | 270 | 8 | \$600 | 10 |
| PORSCHE | | | | | | | | |
| Taycan 4 Cross Turismo | 175 and 320 kW ACPM | Li-Ion | 76/76/77 | 44/44/44 | 215 | 10.5 | \$850 | 10 |
| Taycan 4S Cross Turismo | 175 and 320 kW ACPM | Li-Ion | 75/75/75 | 45/45/45 | 215 | 10.5 | \$900 | 10 |
| Taycan Turbo Cross Turismo | 175 and 355 kW ACPM | Li-Ion | 72/72/72 | 47/47/47 | 204 | 10.5 | \$900 | 10 |
| Taycan Turbo S Cross Turismo | 190 and 335 kW ACPM | Li-Ion | 73/74/73 | 46/46/46 | 202 | 10.5 | \$900 | 10 |
| TESLA | | | | | | | | |
| Model 3 Long Range AWD | ACPM/ AC Induction | Li-Ion | NA | NA | NA | NA | NA | NA |
| Model 3 Performance AWD | ACPM/ AC Induction | Li-Ion | NA | NA | NA | NA | NA | NA |
| Model 3 RWD | ACPM | Li-Ion | NA | NA | NA | NA | NA | NA |
| LARGE CARS | | | | | | | | |
| HYUNDAI | | | | | | | | |
| Ioniq 5 AWD (Long Range)[§] | 74 and 165 kW PMSM | Li-Ion | 98/110/87 | 34/31/39 | 256 | 8.5 | \$650 | 10 |
| Ioniq 5 RWD (Long Range)[§] | 168 kW PMSM | Li-Ion | 114/132/98 | 30/25/34 | 303 | 8.5 | \$600 | 10 |
| Ioniq 5 RWD (Standard Range)[§] | 125 kW PMSM | Li-Ion | 110/127/94 | 31/26/35 | 220 | 6.3 | \$600 | 10 |

| Model | Motor | Battery Type | Fuel Economy (comb/city/hwy) | | Driving Range* (miles) | Charge Time (hrs @ 240 V) | Annual Fuel Cost | GHG Rating |
|---|---------------------------------|--------------|------------------------------|------------|------------------------|---------------------------|------------------|------------|
| | | | MPGe | kWh/100 mi | | | | |
| LUCID | | | | | | | | |
| Air Dream P AWD w/19in wheels | 370 and 459kW ACPM | Li-Ion | 116/117/114 | 29/29/29 | 471 | 13 | \$550 | 10 |
| Air Dream P AWD w/21in wheels | 370 and 459kW ACPM | Li-Ion | 111/110/111 | 30/31/30 | 451 | 13 | \$600 | 10 |
| Air Dream R AWD w/19in wheels | 198 and 498kW ACPM | Li-Ion | 125/126/125 | 27/27/27 | 520 | 13 | \$500 | 10 |
| Air Dream R AWD w/21in wheels | 198 and 498kW ACPM | Li-Ion | 116/115/117 | 29/29/29 | 481 | 13 | \$550 | 10 |
| Air G Touring AWD w/19in wheels | 178 and 433kW ACPM | Li-Ion | 131/130/132 | 26/26/25 | 516 | 13 | \$500 | 10 |
| Air G Touring AWD w/21in wheels | 178 and 433kW ACPM | Li-Ion | 121/121/122 | 28/28/28 | 469 | 13 | \$550 | 10 |
| MERCEDES-BENZ | | | | | | | | |
| AMG EQS 53 | 396 V AC 6 phase PSM | Li-Ion | NA | NA | NA | NA | NA | NA |
| EQS 450 Plus | 245 kW ACPM 6-Phase | Li-Ion | 97/97/97 | 35/35/35 | 350 | 12.5 | \$700 | 10 |
| SC AUTOSPORTS, LLC | | | | | | | | |
| Kandi K23 | 49 kW AC Induction | Li-Ion | NA | NA | NA | NA | NA | NA |
| TESLA | | | | | | | | |
| Model S AWD | ACPM x 2 | Li-Ion | NA | NA | NA | NA | NA | NA |
| Model S AWD Plaid (21in wheels) | ACPM x 3 | Li-Ion | NA | NA | NA | NA | NA | NA |
| Model S Plaid (19in wheels) | ACPM x 3 | Li-Ion | NA | NA | NA | NA | NA | NA |
| SMALL STATION WAGONS | | | | | | | | |
| CHEVROLET | | | | | | | | |
| Bolt EUV | 150 kW ACPM | Li-Ion | 115/125/104 | 29/27/32 | 247 | 7.5 | \$550 | 10 |
| Bolt EV | 150 kW ACPM | Li-Ion | 120/131/109 | 28/26/31 | 259 | 7.5 | \$550 | 10 |
| FORD | | | | | | | | |
| Mach-E AWD | NA | Li-Ion | NA | NA | NA | NA | NA | NA |
| Mach-E AWD Extended Range | NA | Li-Ion | NA | NA | NA | NA | NA | NA |
| Mach-E GT | NA | Li-Ion | NA | NA | NA | NA | NA | NA |
| Mach-E GT Performance Edition | NA | Li-Ion | NA | NA | NA | NA | NA | NA |
| Mach-E Route 101 | NA | Li-Ion | NA | NA | NA | NA | NA | NA |
| Mach-E RWD | NA | Li-Ion | NA | NA | NA | NA | NA | NA |
| Mach-E RWD Extended Range | NA | Li-Ion | NA | NA | NA | NA | NA | NA |
| KIA | | | | | | | | |
| Niro Electric | 150 kW AC PMSM | Li-Ion | 112/123/102 | 30/27/33 | 239 | 9.5 | \$600 | 10 |
| MIDSIZE STATION WAGONS | | | | | | | | |
| KIA | | | | | | | | |
| EV6 AWD (Long Range) | 74 and 165 kW PMSM | Li-Ion | 105/116/94 | 32/29/36 | 274 | 8.4 | \$600 | 10 |
| EV6 RWD (Long Range) | 168 kW PMSM | Li-Ion | 117/134/101 | 29/25/33 | 310 | 8.7 | \$550 | 10 |
| EV6 RWD (Standard Range) | 125 kW PMSM | Li-Ion | 117/136/100 | 29/25/34 | 232 | 6.3 | \$550 | 10 |
| STANDARD PICKUP TRUCKS 2WD | | | | | | | | |
| FORD | | | | | | | | |
| F-150 BEV 4X2 | NA | Li-Ion | NA | NA | NA | NA | NA | NA |
| STANDARD PICKUP TRUCKS 4WD | | | | | | | | |
| FORD | | | | | | | | |
| F-150 BEV 4x4 | NA | Li-Ion | NA | NA | NA | NA | NA | NA |
| RIVIAN | | | | | | | | |
| R1T | 162, 162, 163, 163kW AC 3-Phase | Li-Ion | 70/74/66 | 48/45/51 | 314 | 13 | \$950 | 10 |
| SMALL SPORT UTILITY VEHICLES 2WD | | | | | | | | |
| HYUNDAI | | | | | | | | |
| Kona Electric | 150 kW AC PMSM | Li-Ion | 120/132/108 | 28/26/31 | 258 | 9.5 | \$550 | 10 |
| TESLA | | | | | | | | |
| Model Y RWD | ACPM | Li-Ion | NA | NA | NA | NA | NA | NA |

| Model | Motor | Battery Type | Fuel Economy (comb/city/hwy) | | Driving Range* (miles) | Charge Time (hrs @ 240 V) | Annual Fuel Cost | GHG Rating |
|-------------------|----------------------|--------------|------------------------------|------------|------------------------|---------------------------|------------------|------------|
| | | | MPGe | kWh/100 mi | | | | |
| VOLKSWAGEN | | | | | | | | |
| ID4 AWD PRO | 220 kW, AC Induction | Li-Ion | NA | NA | NA | NA | NA | NA |
| ID4 AWD PRO S | 220 kW, AC Induction | Li-Ion | NA | NA | NA | NA | NA | NA |
| ID4 PRO | 150 kW, AC Induction | Li-Ion | NA | NA | NA | NA | NA | NA |
| ID4 PRO S | 150 kW, AC Induction | Li-Ion | NA | NA | NA | NA | NA | NA |

SMALL SPORT UTILITY VEHICLES 4WD

MERCEDES-BENZ

| | | | | | | | | |
|------------|---------------------------------|--------|----|----|----|----|----|----|
| EQ8 350 4M | 396 V AC 1 Front ASM 1 rear PSM | Li-Ion | NA | NA | NA | NA | NA | NA |
| EQB 300 4M | 396 V AC 1 Front ASM 1 rear PSM | Li-Ion | NA | NA | NA | NA | NA | NA |

TESLA

| | | | | | | | | |
|-------------------------|-------------------|--------|----|----|----|----|----|----|
| Model Y AWD Long Range | AC Induction/ACPM | Li-Ion | NA | NA | NA | NA | NA | NA |
| Model Y AWD Performance | AC Induction/ACPM | Li-Ion | NA | NA | NA | NA | NA | NA |

VOLVO

| | | | | | | | | |
|--------------------|------------------------|--------|----------|----------|-----|---|-------|----|
| C40 Recharge twin | 150 and 150 kW AC PMSM | Li-Ion | 87/94/80 | 39/36/42 | 226 | 8 | \$750 | 10 |
| XC40 Recharge twin | 150 and 150kW AC PMSM | Li-Ion | 85/92/79 | 39/37/43 | 223 | 8 | \$750 | 10 |

STANDARD SPORT UTILITY VEHICLES 4WD

AUDI

| | | | | | | | | |
|-------------------------------------|----------------------------------|--------|-----------|----------|-----|----|---------|----|
| e-tron quattro | 141 and 172 kW Asynchron 3-Phase | Li-Ion | 78/78/77 | 43/43/44 | 222 | 10 | \$850 | 10 |
| e-tron S (20in wheels) | 138 kW Asynchron 3-Phase | Li-Ion | 73/72/75 | 46/47/45 | 208 | 10 | \$900 | 10 |
| e-tron S (21in or 22in wheels) | 138 kW Asynchron 3-Phase | Li-Ion | 63/62/64 | 53/54/52 | 181 | 10 | \$1,050 | 10 |
| e-tron S Sportback (20in wheels) | 138 kW Asynchron 3-Phase | Li-Ion | 75/73/78 | 45/46/43 | 212 | 10 | \$900 | 10 |
| e-tron S Sportback (21/22in wheels) | 157 kW Asynchron 3-Phase | Li-Ion | 65/64/66 | 52/53/51 | 185 | 10 | \$1,000 | 10 |
| e-tron Sportback quattro | 141 and 172 kW Asynchron 3-Phase | Li-Ion | 77/76/78 | 44/44/43 | 218 | 10 | \$850 | 10 |
| Q4 e-tron quattro | 80 and 150 kW Asynchron 3-Phase | Li-Ion | 95/100/89 | 36/34/38 | 241 | 9 | \$700 | 10 |
| Q4 e-tron Sportback quattro | 80 and 150 kW Asynchron 3-Phase | Li-Ion | 95/100/89 | 36/34/38 | 241 | 9 | \$700 | 10 |

RIVIAN

| | | | | | | | | |
|-----|---------------------------------|--------|----------|----------|-----|----|-------|----|
| R1S | 162, 162, 163, 163kW AC 3-Phase | Li-Ion | 69/73/65 | 49/46/52 | 316 | 13 | \$950 | 10 |
|-----|---------------------------------|--------|----------|----------|-----|----|-------|----|

TESLA

| | | | | | | | | |
|---------------------------------|----------|--------|----|----|----|----|----|----|
| Model X AWD | ACPM x 2 | Li-Ion | NA | NA | NA | NA | NA | NA |
| Model X AWD Plaid (20in wheels) | ACPM x 3 | Li-Ion | NA | NA | NA | NA | NA | NA |
| Model X AWD Plaid (22in wheels) | ACPM x 3 | Li-Ion | NA | NA | NA | NA | NA | NA |

NOTES AND ABBREVIATIONS:

*Range for combined city/highway driving (55% city and 45% highway)
†First value is time required with the 48A high power charger option; second value is with standard charger.
‡First value is time required with the 72A high power charger option; second value is with standard charger.
§Available for sale or lease nationwide in the winter of 2022.
AC Induction..... Alternating current induction motor

ACPM..... Alternating current permanent magnet motor
DCPM.....Direct current permanent magnet motor
Li-Ion.....Lithium-ion
MPGe Miles per gallon gasoline equivalent
NANot available
PMACSPermanent magnet AC Synchronous
PMSM Permanent magnet synchronous motor
TBDTo be determined

PLUG-IN HYBRID VEHICLES

Plug-in hybrid electric vehicles (PHEVs) are hybrids that can be charged by plugging them into an electrical outlet or charging station. Plug-in hybrids can store enough electricity from the power grid to significantly reduce their gasoline consumption under typical driving conditions.

There are two basic plug-in hybrid configurations:

- **Series PHEVs, also called Extended Range Electric Vehicles (EREVs).** The electric motor on these vehicles is the only power source that turns the wheels; the gasoline engine only generates electricity. Series PHEVs can run solely on electricity until the battery needs to be recharged. The gasoline engine will then generate the electricity needed to power the electric motor. For short trips, these vehicles may not use any gasoline.
- **Parallel or Blended PHEVs.** Both the engine and electric motor are mechanically connected to the wheels, and both may propel the vehicle. The vehicle may operate using both electricity and gasoline at the same time, using electricity only, or using gasoline only.

Plug-in hybrids also have different battery capacities, allowing some to travel farther on electricity than others. PHEV fuel economy, like that of EVs and regular hybrids, can be sensitive to driving style, driving conditions, and accessory use. When operating in pure electric mode, PHEVs emit no tailpipe pollutants, although the power plant producing the electricity may emit pollution.

Charging a PHEV's battery typically takes several hours. They can be charged at home or at an increasing number of workplaces or public locations. However, PHEVs don't have to be plugged in to be driven. They can be fueled solely with gasoline, like a conventional hybrid, but they will not achieve maximum range or fuel economy without charging.

Plug-in hybrids use less gasoline and cost less to fuel than conventional hybrids, but they are more expensive to purchase.

A federal income tax credit of up to \$7,500 is currently available to consumers purchasing a qualifying plug-in hybrid. (Note that the federal tax credit begins to phase out after the manufacturer has sold more than 200,000 qualifying vehicles.) State and/or local incentives may also apply. For additional information on PHEVs, including tax incentives and phase-out dates, visit fuelconomy.gov.



| Manufacturer Model Trans, Eng Size, Cyl Elec. Motor | Fuel | Fuel Economy Combined MPGe | Range (miles) | Total Range* (miles) | Charge Time (hrs @ 240 V) | Annual Fuel Cost | GHG Rating |
|---|------------------------|------------------------------------|------------------|----------------------------|------------------------------------|------------------------|---------------|
| | | Comb / City / Hwy MPG | | | | | |
| COMPACT CARS | | | | | | | |
| VOLVO | | | | | | | |
| S60 T8 AWD Recharge | | | | | | | |
| A-S8, 2.0L, 4cyl, 34 and 65kW 3-phase Sync. | Electricity + Gasoline | 69 MPGe ([47kWh + 0.1 gal]/100 mi) | 22 | 510 | 3 | \$1,500 | 10 |
| | Premium Gasoline | 30 / 28 / 33 | 485 | | | | |
| MIDSIZE CARS | | | | | | | |
| AUDI | | | | | | | |
| A7 TFSI e quattro | | | | | | | |
| AM-S7, 2.0L, 4cyl, 105 kW AC Induction | Electricity + Gasoline | 70 MPGe ([48kWh + 0 gal]/100 mi)† | 26 | 410 | 3 | \$1,450 | 10 |
| | Premium Gasoline | 27 / 25 / 31 | 387 | | | | |
| BENTLEY | | | | | | | |
| Flying Spur Hybrid | | | | | | | |
| Auto (S8), 3.0L, 6cyl, AC Induction | NA | NA | NA | NA | NA | NA | NA |
| | NA | NA | NA | NA | NA | NA | NA |
| HYUNDAI | | | | | | | |
| Ioniq Plug-in Hybrid | | | | | | | |
| AM-S6, 1.6L, 4cyl, 45 kW IPMSM | Electricity + Gasoline | 119 MPGe ([28kWh + 0 gal]/100 mi)† | 29 | 620 | 2.2 | \$750 | 10 |
| | Gasoline | 52 / 52 / 51 | 593 | | | | |
| MERCEDES-BENZ | | | | | | | |
| AMG ONE | | | | | | | |
| A-M 8, 6cyl, 800 V Permanent Magnet Rotor | NA | NA | NA | NA | NA | NA | NA |
| | NA | NA | NA | NA | NA | NA | NA |
| MINI | | | | | | | |
| Cooper SE Countryman All4 | | | | | | | |
| A-S6, 1.5L, 3cyl, 65 kW AC Induction | Electricity + Gasoline | 73 MPGe ([46kWh + 0 gal]/100 mi)† | 18 | 300 | 2 | \$1,600 | 9 |
| | Premium Gasoline | 29 / 29 / 30 | 280 | | | | |
| TOYOTA | | | | | | | |
| Prius Prime | | | | | | | |
| AV, 1.8L, 4cyl, 22 and 53 kW AC Induction | Electricity + Gasoline | 133 MPGe ([25kWh + 0 gal]/100 mi)† | 25 | 640 | 2 | \$700 | 10 |
| | Gasoline | 54 / 55 / 53 | 618 | | | | |
| VOLVO | | | | | | | |
| S90 T8 AWD Recharge | | | | | | | |
| A-S8, 2.0L, 4cyl, 34 and 65kW 3-phase Sync. | Electricity + Gasoline | 63 MPGe ([51kWh + 0.1 gal]/100 mi) | 21 | 490 | 3 | \$1,600 | 9 |
| | Premium Gasoline | 30 / 28 / 31 | 473 | | | | |
| LARGE CARS | | | | | | | |
| PORSCHE | | | | | | | |
| Panamera 4 E-Hybrid/Exec/ST | | | | | | | |
| AM-S8, 2.9L, 6cyl, 70 kW DC Brushless | Electricity + Gasoline | 52 MPGe ([64kWh + 0 gal]/100 mi)† | 19 | 480 | 3 | \$2,100 | 8 |
| | Premium Gasoline | 22 / 21 / 24 | 463 | | | | |
| Panamera 4S E-Hybrid/Exec/ST | | | | | | | |
| AM-S8, 2.9L, 6cyl, 70 kW DC Brushless | Electricity + Gasoline | 50 MPGe ([66kWh + 0 gal]/100 mi)† | 19 | 480 | 3 | \$2,150 | 8 |
| | Premium Gasoline | 22 / 21 / 23 | 461 | | | | |
| Panamera TurboS E-Hybrid/Exec/ST | | | | | | | |
| AM-S8, 4.0L, 8cyl, 100 kW DC Brushless | Electricity + Gasoline | 48 MPGe ([70kWh + 0 gal]/100 mi)† | 17 | 430 | 3 | \$2,400 | 7 |
| | Premium Gasoline | 19 / 18 / 22 | 413 | | | | |

| Manufacturer Model Trans, Eng Size, Cyl Elec. Motor | Fuel | Fuel Economy Combined MPGe | Range (miles) | Total Range* (miles) | Charge Time (hrs @ 240 V) | Annual Fuel Cost | GHG Rating |
|---|------------------------|------------------------------------|------------------|----------------------------|------------------------------------|------------------------|---------------|
| | | Comb / City / Hwy MPG | | | | | |
| SMALL STATION WAGONS | | | | | | | |
| KIA | | | | | | | |
| Niro Plug-in Hybrid | | | | | | | |
| AM-S6, 1.6L, 4cyl, 45 kW IPMSM | Electricity + Gasoline | 105 MPGe ([32kWh + 0 gal]/100 mi)† | 26 | 560 | 2.2 | \$850 | 10 |
| | Gasoline | 46 / 48 / 44 | 530 | | | | |
| VOLVO | | | | | | | |
| V60 T8 AWD Recharge | | | | | | | |
| A-S8, 2.0L, 4cyl, 34 and 65kW 3-phase Sync. | Electricity + Gasoline | 69 MPGe ([47kWh + 0.1 gal]/100 mi) | 22 | 510 | 3 | \$1,500 | 10 |
| | Premium Gasoline | 30 / 28 / 33 | 485 | | | | |
| MINIVANS 2WD | | | | | | | |
| CHRYSLER | | | | | | | |
| Pacifica Hybrid‡ | | | | | | | |
| AV, 3.6L, 6cyl, 89 kW AC Induction | Electricity + Gasoline | 82 MPGe ([41kWh + 0 gal]/100 mi)† | 32 | 520 | 2 | \$1,150 | 10 |
| | Gasoline | 30 / 29 / 30 | 487 | | | | |
| SMALL SPORT UTILITY VEHICLES 2WD | | | | | | | |
| FORD | | | | | | | |
| Escape FWD PHEV | | | | | | | |
| AV, 2.5L, 4cyl, 96 kW DCPM | Electricity + Gasoline | 105 MPGe ([32kWh + 0 gal]/100 mi)† | 37 | 520 | 3.3 | \$850 | 10 |
| | Gasoline | 40 / 43 / 38 | 487 | | | | |
| SMALL SPORT UTILITY VEHICLES 4WD | | | | | | | |
| AUDI | | | | | | | |
| Q5 TFSI e quattro | | | | | | | |
| AM-S7, 2.0L, 4cyl, 105 kW AC Induction | Electricity + Gasoline | 61 MPGe ([56kWh + 0 gal]/100 mi)† | 23 | 390 | 3 | \$1,650 | 10 |
| | Premium Gasoline | 26 / 25 / 27 | 369 | | | | |
| HYUNDAI | | | | | | | |
| Santa Fe Plug-in Hybrid | | | | | | | |
| AM-S6, 1.6L, 4cyl, 67 kW AC PMSM | Electricity + Gasoline | 76 MPGe ([44kWh + 0 gal]/100 mi)† | 31 | 440 | 3.4 | \$1,150 | 10 |
| | Gasoline | 33 / 33 / 32 | 407 | | | | |
| Tucson Plug-in Hybrid | | | | | | | |
| AM-S6, 1.6L, 4cyl, 67 kW AC PMSM | Electricity + Gasoline | 80 MPGe ([42kWh + 0 gal]/100 mi)† | 33 | 420 | 1.7 | \$1,050 | 10 |
| | Gasoline | 35 / 35 / 35 | 389 | | | | |
| JEEP | | | | | | | |
| Wrangler 4dr 4xe^S | | | | | | | |
| A-8, 2.0L, 4cyl, 100 kW AC Induction | Electricity + Gasoline | 49 MPGe ([68kWh + 0 gal]/100 mi)† | 22 | 370 | 2.4 | \$1,950 | 8 |
| | Gasoline | 20 / 20 / 20 | 346 | | | | |
| KIA | | | | | | | |
| Sorento Plug-in Hybrid | | | | | | | |
| AM-S6, 1.6L, 4cyl, 67 kW AC PMSM | Electricity + Gasoline | 79 MPGe ([43kWh + 0 gal]/100 mi)† | 32 | 460 | 3.4 | \$1,100 | 10 |
| | Gasoline | 34 / 35 / 33 | 423 | | | | |
| LEXUS | | | | | | | |
| NX 450h Plus AWD | | | | | | | |
| AV-S6, 2.5L, 4cyl, 40 and 134 kW AC Induction | Electricity + Gasoline | 84 MPGe ([40kWh + 0 gal]/100 mi)† | 37 | 550 | 4.5 | \$1,100 | 10 |
| | Premium Gasoline | 36 / 38 / 33 | 517 | | | | |
| LINCOLN | | | | | | | |
| Corsair AWD PHEV | | | | | | | |
| AV, 2.5L, 4cyl, 50 and 96 kW DCPM | Electricity + Gasoline | 78 MPGe ([43kWh + 0 gal]/100 mi)† | 28 | 430 | 3.5 | \$1,150 | 10 |
| | Gasoline | 33 / 34 / 32 | 400 | | | | |

| Manufacturer Model Trans, Eng Size, Cyl Elec. Motor | Fuel | Fuel Economy Combined MPGe | Range (miles) | Total Range* (miles) | Charge Time (hrs @ 240 V) | Annual Fuel Cost | GHG Rating |
|---|------------------------|------------------------------------|------------------|----------------------------|------------------------------------|------------------------|---------------|
| | | Comb / City / Hwy MPG | | | | | |
| MITSUBISHI | | | | | | | |
| Outlander PHEV | | | | | | | |
| A-1, 2.4L, 4cyl, 60 and 70 kW DCPM | Electricity + Gasoline | 74 MPGe ([45kWh + 0 gal]/100 mi)† | 24 | 320 | 4 | \$1,400 | 9 |
| | Gasoline | 26 / 26 / 26 | 292 | | | | |
| TOYOTA | | | | | | | |
| RAV4 Prime AWD[§] | | | | | | | |
| AV-S6, 2.5L, 4cyl, 134 / 40 kW AC Synchronous | NA | NA | NA | NA | NA | NA | NA |
| | NA | NA | NA | | | | |
| VOLVO | | | | | | | |
| XC60 T8 AWD Recharge | | | | | | | |
| A-S8, 2.0L, 4cyl, 34 and 65kW 3-phase Sync. | Electricity + Gasoline | 57 MPGe ([56kWh + 0.1 gal]/100 mi) | 19 | 500 | 3 | \$1,850 | 8 |
| | Premium Gasoline | 25 / 24 / 27 | 478 | | | | |
| STANDARD SPORT UTILITY VEHICLES 4WD | | | | | | | |
| JEEP | | | | | | | |
| Grand Cherokee 4xe | | | | | | | |
| Auto (A8), 2.0L, 4cyl, 45 kW Continuous Power PMSM | NA | NA | NA | NA | NA | NA | NA |
| | NA | NA | NA | | | | |
| LAND ROVER | | | | | | | |
| Range Rover Sport PHEV | | | | | | | |
| A-S8, 2.0L, 4cyl, 105 kW DCPM | Electricity + Gasoline | 42 MPGe ([80kWh + 0 gal]/100 mi)† | 19 | 480 | 3 | \$2,450 | 7 |
| | Premium Gasoline | 19 / 18 / 21 | 461 | | | | |
| LINCOLN | | | | | | | |
| Aviator PHEV AWD | | | | | | | |
| A-S10, 3.0L, 6cyl, 74 kW DCPM | Electricity + Gasoline | 56 MPGe ([60kWh + 0 gal]/100 mi)† | 21 | 460 | 3.5 | \$1,700 | 8 |
| | Gasoline | 23 / 22 / 25 | 443 | | | | |
| PORSCHE | | | | | | | |
| Cayenne Turbo S/Coupe E-Hybrid | | | | | | | |
| A-S8, 4.0L, 8cyl, 99 kW DC Brushless | Electricity + Gasoline | 42 MPGe ([82kWh + 0 gal]/100 mi)† | 15 | 370 | 3 | \$2,750 | 6 |
| | Premium Gasoline | 18 / 17 / 20 | 359 | | | | |
| Cayenne/Coupe E-Hybrid | | | | | | | |
| A-S8, 3.0L, 6cyl, 99 kW DC Brushless | Electricity + Gasoline | 46 MPGe ([72kWh + 0 gal]/100 mi)† | 17 | 430 | 3 | \$2,350 | 7 |
| | Premium Gasoline | 21 / 20 / 22 | 414 | | | | |
| VOLVO | | | | | | | |
| XC90 T8 AWD Recharge | | | | | | | |
| A-S8, 2.0L, 4cyl, 34 and 65kW 3-phase Sync. | Electricity + Gasoline | 55 MPGe ([58kWh + 0.1 gal]/100 mi) | 18 | 520 | 3 | \$1,800 | 9 |
| | Premium Gasoline | 27 / 26 / 28 | 505 | | | | |

NOTES AND ABBREVIATIONS:

*.....Total range includes operation on both electricity and gasoline and is rounded to the nearest 10 miles.

†.....This vehicle did not use any gasoline during charge-depleting (electric) operation during EPA city and highway tests. However, depending on how you drive the vehicle, you may use both gasoline and electricity during charge-depleting operation following a full charge.

‡.....Available for sale or lease nationwide in October 2021.

§.....Available for sale or lease nationwide in December 2021.

3-phase Sync..... 3-phase synchronous motor

AC..... Alternating current induction motor

DCPM..... Direct current permanent magnet motor

IPMSM..... Interior permanent magnet synchronous motor

MPGe..... Miles per gallon gasoline equivalent

MPK..... Miles per kilogram

NA..... Not available

PMSM..... Permanent magnet synchronous motor

ETHANOL FLEXIBLE FUEL VEHICLES

Ethanol flexible fuel vehicles (FFVs) are designed by the original manufacturer to operate on gasoline, E85, or any mixture of the two fuels. Annual fuel cost is estimated assuming 15,000 miles of travel each year (55% city and 45% highway) and an average fuel cost of \$2.40 per gallon for E85, \$3.38 per gallon for regular unleaded gasoline, and \$4.10 per gallon for premium unleaded gasoline. The price of ethanol is highly variable from region to region; it is typically lower in the Midwestern United States and higher in other areas. Also, the ethanol content of E85 can range from 51% to 83% and typically varies seasonally. Therefore, actual consumer experience may differ

significantly from the annual fuel cost estimates presented here, which are based on fuel economy tests using E85.

Fuel economy and driving range values are shown for both gasoline and E85. When operating your FFV on mixtures of gasoline and E85, such as when alternating between using these fuels, your driving range and fuel economy values will likely be somewhere between those listed for the two fuels, depending on the actual percentages of gasoline and E85 in the tank.

| Manufacturer Model Configuration (trans, eng size, cyl) | MPG | | Annual Fuel Cost | GHG Rating | Fuel | Driving Range (miles) |
|---|------|----------|------------------|------------|------|-----------------------|
| | Comb | City/Hwy | | | | |

TWO-SEATER CARS

KOENIGSEGG AUTOMOBILE AB

Jesko

| | | | | | | |
|-----------------------|----|----|----|----|-----|----|
| Auto (A9), 5.0L, 8cyl | NA | NA | NA | NA | Gas | NA |
| | NA | NA | NA | NA | E85 | NA |

STANDARD PICKUP TRUCKS 2WD

CHEVROLET

Silverado 2WD

| | | | | | | |
|-----------------|----|-------|---------|---|-----|-----|
| A-6, 5.3L, 8cyl | 16 | 15/19 | \$3,150 | 3 | Gas | 384 |
| | 12 | 11/15 | \$3,000 | 3 | E85 | 288 |

FORD

F150 Pickup 2WD FFV

| | | | | | | |
|-------------------|----|-------|---------|---|-----|---------|
| A-S10, 3.3L, 6cyl | 21 | 19/24 | \$2,400 | 4 | Gas | 502 |
| | 16 | 14/18 | \$2,250 | 5 | E85 | 382 |
| A-S10, 5.0L, 8cyl | 19 | 17/24 | \$2,650 | 4 | Gas | 454/513 |
| | 14 | 12/18 | \$2,550 | 4 | E85 | 335/378 |
| A-S10, 5.0L, 8cyl | 20 | 17/24 | \$2,550 | 4 | Gas | 478/540 |
| | 14 | 11/18 | \$2,550 | 4 | E85 | 335/378 |

GMC

Sierra 2WD

| | | | | | | |
|-----------------|----|-------|---------|---|-----|-----|
| A-6, 5.3L, 8cyl | 16 | 15/19 | \$3,150 | 3 | Gas | 384 |
| | 12 | 11/15 | \$3,000 | 3 | E85 | 288 |

STANDARD PICKUP TRUCKS 4WD

CHEVROLET

Silverado 4WD

| | | | | | | |
|-----------------|----|-------|---------|---|-----|-----|
| A-6, 5.3L, 8cyl | 16 | 14/18 | \$3,150 | 3 | Gas | 384 |
| | 12 | 11/13 | \$3,000 | 3 | E85 | 288 |

Silverado Mud Terrain Tires 4WD

| | | | | | | |
|-----------------|----|-------|---------|---|-----|-----|
| A-6, 5.3L, 8cyl | 15 | 14/16 | \$3,400 | 2 | Gas | 360 |
| | 11 | 10/12 | \$3,250 | 3 | E85 | 264 |

| Manufacturer Model Configuration (trans, eng size, cyl) | MPG | | Annual Fuel Cost | GHG Rating | Fuel | Driving Range (miles) |
|---|------|----------|------------------|------------|------|-----------------------|
| | Comb | City/Hwy | | | | |

FORD

F150 Pickup 4WD FFV

| | | | | | | |
|-------------------|----|-------|---------|---|-----|---------|
| A-S10, 3.3L, 6cyl | 20 | 19/22 | \$2,550 | 4 | Gas | 478 |
| | 15 | 14/18 | \$2,400 | 5 | E85 | 358 |
| A-S10, 5.0L, 8cyl | 18 | 16/22 | \$2,800 | 3 | Gas | 430/486 |
| | 14 | 12/17 | \$2,550 | 4 | E85 | 335/378 |
| A-S10, 5.0L, 8cyl | 19 | 16/22 | \$2,650 | 4 | Gas | 454/513 |
| | 13 | 11/17 | \$2,750 | 4 | E85 | 311/351 |

GMC

Sierra 4WD

| | | | | | | |
|-----------------|----|-------|---------|---|-----|-----|
| A-6, 5.3L, 8cyl | 16 | 14/18 | \$3,150 | 3 | Gas | 384 |
| | 12 | 11/13 | \$3,000 | 3 | E85 | 288 |

Sierra Mud Terrain Tires 4WD

| | | | | | | |
|-----------------|----|-------|---------|---|-----|-----|
| A-6, 5.3L, 8cyl | 15 | 14/16 | \$3,400 | 2 | Gas | 360 |
| | 11 | 10/12 | \$3,250 | 3 | E85 | 264 |

SPECIAL PURPOSE VEHICLES 2WD

FORD

Transit Connect Van FFV

| | | | | | | |
|------------------|----|-------|---------|---|-----|-----|
| A-S8, 2.0L, 4cyl | 25 | 24/27 | \$2,050 | 5 | Gas | 395 |
| | 19 | 18/20 | \$1,900 | 5 | E85 | 300 |

Transit Connect Wagon LWB FFV

| | | | | | | |
|------------------|----|-------|---------|---|-----|-----|
| A-S8, 2.0L, 4cyl | 26 | 24/28 | \$1,950 | 5 | Gas | 411 |
| | 18 | 16/21 | \$2,000 | 5 | E85 | 284 |

STANDARD SPORT UTILITY VEHICLES 4WD

FORD

Explorer AWD FFV

| | | | | | | |
|-------------------|----|----|----|----|-----|----|
| A-S10, 3.3L, 6cyl | NA | NA | NA | NA | Gas | NA |
| | NA | NA | NA | NA | E85 | NA |

Explorer FFV AWD

| | | | | | | |
|------------------|----|-------|---------|---|-----|-----|
| A-10, 3.3L, 6cyl | 19 | 16/24 | \$2,650 | 4 | Gas | 414 |
| | 13 | 11/15 | \$2,750 | 3 | E85 | 283 |

INDEX

| | Interior Volume (cu.ft.) Passenger / Cargo | | | |
|-------------------------------------|---|--------|-------|---------|
| | 2dr | 4dr | Hatch | Pg |
| ACURA | | | | |
| ILX | | 89/12 | | 14 |
| MDX AWD | | | | 25 |
| MDX FWD | | | | 24 |
| RDX AWD | | | | 25 |
| RDX AWD A-SPEC | | | | 25 |
| RDX FWD | | | | 24 |
| RDX FWD A-SPEC | | | | 24 |
| TLX AWD | | 93/14 | | 14 |
| TLX AWD A-SPEC | | 93/14 | | 14 |
| TLX FWD | | 93/14 | | 14 |
| TLX FWD A-SPEC | | 93/14 | | 14 |
| TLX Type-S | | 93/13 | | 14 |
| TLX Type-S Perf Tire | | 93/13 | | 14 |
| ALFA ROMEO | | | | |
| Giulia | | 100/12 | | 16 |
| Stelvio AWD | | | | 25 |
| ASTON MARTIN | | | | |
| DB11 V8 | | 72/9 | | 12 |
| AUDI | | | | |
| A3 | | 87/11 | | 12 |
| A3 quattro | | 87/11 | | 12 |
| A4 allroad quattro | | 92/24 | | 20 |
| A4 quattro | | 92/12 | | 14 |
| A4 S line quattro | | 92/12 | | 14 |
| A5 Cabriolet quattro | | 83/9 | | 12 |
| A5 Coupe quattro | | 84/11 | | 12 |
| A5 Sportback quattro | | | 91/22 | 16 |
| A5 Sportback S line quattro | | | 91/22 | 16 |
| A6 Allroad quattro | | 101/30 | | 21 |
| A6 quattro | | 99/14 | | 16 |
| A7 quattro | | | 95/25 | 16 |
| A7 TFSI e quattro | | | 95/25 | 16,40 |
| A8 L quattro | | 111/13 | | 19 |
| e-tron GT | | 101/11 | | 16,36 |
| e-tron quattro | | | | 29,38 |
| e-tron S (20in wheels) | | | | 29,38 |
| e-tron S (21in or 22in wheels) | | | | 29,38 |
| e-tron S Sportback (20in wheels) | | | | 29,38 |
| e-tron S Sportback (21/22in wheels) | | | | 29,38 |
| e-tron Sportback quattro | | | | 29,38 |
| Q3 quattro | | | | 26 |
| Q3 S line quattro | | | | 26 |
| Q4 e-tron quattro | | | | 9,29,38 |
| Q4 e-tron Sportback quattro | | | | 9,29,38 |
| Q5 S line quattro | | | | 26 |
| Q5 Sportback S line quattro | | | | 26 |
| Q5 TFSI e quattro | | | | 26,41 |
| Q7 quattro | | | | 29 |
| Q8 quattro | | | | 30 |
| R8 Coupe | | | | 11 |
| R8 Coupe RWD | | | | 11 |
| R8 Spyder | | | | 11 |
| R8 Spyder RWD | | | | 11 |
| RS 5 Coupe | | 84/13 | | 12 |
| RS 5 Sportback | | | 91/22 | 16 |
| RS 6 Avant | | 101/30 | | 21 |
| RS 7 | | | 95/25 | 16 |
| RS e-tron GT | | 101/11 | | 16,36 |

| | Interior Volume (cu.ft.) Passenger / Cargo | | | |
|----------------------------------|---|--------|-------|----|
| | 2dr | 4dr | Hatch | Pg |
| RS Q8 | | | | 30 |
| S3 | | 86/10 | | 12 |
| S4 | | 92/12 | | 14 |
| S5 Cabriolet | | 83/9 | | 12 |
| S5 Coupe | | 84/11 | | 12 |
| S5 Sportback | | | 91/22 | 16 |
| S6 | | 98/16 | | 16 |
| S7 | | | 94/25 | 16 |
| S8 | | 111/13 | | 19 |
| SQ5 | | | | 26 |
| SQ5 Sportback | | | | 26 |
| SQ7 | | | | 30 |
| SQ8 | | | | 30 |
| TT Coupe quattro | | 73/12 | | 12 |
| TT Roadster quattro | | | | 11 |
| TT RS Coupe | | 74/13 | | 12 |
| TTS Coupe quattro | | 74/13 | | 13 |
| BENTLEY | | | | |
| Bentayga | | | | 30 |
| Bentayga Speed | | | | 30 |
| Continental GT | | 87/11 | | 13 |
| Continental GT Speed | | 87/11 | | 13 |
| Continental GT Speed Convertible | | 77/6 | | 12 |
| Continental GT V8 Convertible | | 77/6 | | 12 |
| Flying Spur | | 102/13 | | 16 |
| Flying Spur Hybrid | | | | 40 |
| BMW | | | | |
| 228i Gran Coupe | | 91/12 | | 14 |
| 228i xDrive Gran Coupe | | 91/12 | | 14 |
| 230i Coupe | | 88/10 | | 13 |
| 330i Sedan | | 94/13 | | 14 |
| 330i xDrive Sedan | | 94/13 | | 14 |
| 430i Convertible | | 84/9 | | 13 |
| 430i Coupe | | 86/12 | | 13 |
| 430i Gran Coupe | | 91/12 | | 14 |
| 430i xDrive Convertible | | 84/9 | | 13 |
| 430i xDrive Coupe | | 86/12 | | 13 |
| 530i Sedan | | 99/14 | | 16 |
| 530i xDrive Sedan | | 99/14 | | 16 |
| 540i Sedan | | 99/14 | | 16 |
| 540i xDrive Sedan | | 99/14 | | 16 |
| 740i Sedan | | 114/14 | | 19 |
| 740i xDrive Sedan | | 114/14 | | 19 |
| 750i xDrive Sedan | | 114/14 | | 19 |
| 840i Convertible | | 81/12 | | 13 |
| 840i Coupe | | 81/15 | | 13 |
| 840i Gran Coupe | | 100/16 | | 16 |
| 840i xDrive Convertible | | 81/12 | | 13 |
| 840i xDrive Coupe | | 81/15 | | 13 |
| 840i xDrive Gran Coupe | | 100/16 | | 16 |
| Alpina B7 xDrive | | 114/14 | | 19 |
| Alpina B8 Gran Coupe | | 100/16 | | 16 |
| Alpina XB7 | | | | 30 |
| M235i xDrive Gran Coupe | | 91/12 | | 14 |
| M240i xDrive Coupe | | 88/10 | | 13 |
| M3 Competition M xDrive Sedan | | 95/13 | | 14 |

| | Interior Volume (cu.ft.) Passenger / Cargo | | | |
|-------------------------------------|---|--------|--------|------|
| | 2dr | 4dr | Hatch | Pg |
| M3 Competition Sedan | | 95/13 | | 14 |
| M3 Sedan | | 95/13 | | 14 |
| M340i Sedan | | 94/13 | | 14 |
| M340i xDrive Sedan | | 94/13 | | 14 |
| M4 Competition Coupe | | 87/12 | | 13 |
| M4 Competition M xDrive Convertible | | 84/9 | | 13 |
| M4 Competition M xDrive Coupe | | 87/12 | | 13 |
| M4 Coupe | | 87/12 | | 13 |
| M440i Convertible | | 84/9 | | 13 |
| M440i Coupe | | 86/12 | | 13 |
| M440i xDrive Convertible | | 84/9 | | 13 |
| M440i xDrive Coupe | | 86/12 | | 13 |
| M440i xDrive Gran Coupe | | 91/12 | | 14 |
| M5 Competition Sedan | | 103/14 | | 16 |
| M5 CS Sedan | | 103/14 | | 16 |
| M5 Sedan | | 103/14 | | 16 |
| M550i xDrive Sedan | | 99/14 | | 16 |
| M760i xDrive Sedan | | 114/14 | | 19 |
| M8 Competition Convertible | | 81/12 | | 13 |
| M8 Competition Coupe | | 81/15 | | 13 |
| M8 Competition Gran Coupe | | 100/11 | | 16 |
| M850i xDrive Convertible | | 81/12 | | 13 |
| M850i xDrive Coupe | | 81/15 | | 13 |
| M850i xDrive Gran Coupe | | 100/16 | | 16 |
| X1 sDrive28i | | | 101/27 | 19 |
| X1 xDrive28i | | | 101/27 | 19 |
| X2 M35i | | | 94/21 | 16 |
| X2 sDrive28i | | | 94/21 | 16 |
| X2 xDrive28i | | | 94/21 | 16 |
| X3 M | | | | 26 |
| X3 M Competition | | | | 26 |
| X3 M40i | | | | 26 |
| X3 sDrive30i | | | | 24 |
| X3 xDrive30i | | | | 26 |
| X4 M | | | | 26 |
| X4 M Competition | | | | 26 |
| X4 M40i | | | | 26 |
| X4 xDrive30i | | | | 26 |
| X5 M | | | | 30 |
| X5 M Competition | | | | 30 |
| X5 M50i | | | | 30 |
| X5 sDrive40i | | | | 29 |
| X5 xDrive40i | | | | 30 |
| X6 M | | | | 30 |
| X6 M Competition | | | | 30 |
| X6 M50i | | | | 30 |
| X6 xDrive40i | | | | 30 |
| X7 M50i | | | | 30 |
| X7 xDrive40i | | | | 30 |
| Z4 M40i | | | | 11 |
| Z4 sDrive30i | | | | 9,11 |
| BUGATTI | | | | |
| Chiron | | | | 11 |
| Chiron Pur Sport | | | | 11 |
| Chiron Super Sport | | | | 11 |

| Interior Volume (cu.ft.) Passenger / Cargo | | | |
|---|-----|-------|----|
| 2dr | 4dr | Hatch | Pg |

BUICK

| | | | |
|---------------|--------|--|----|
| Enclave AWD | | | 30 |
| Enclave FWD | | | 29 |
| Encore AWD | | | 26 |
| Encore FWD | | | 24 |
| Encore GX AWD | | | 26 |
| Encore GX FWD | | | 24 |
| Envision AWD | | | 26 |
| Envision FWD | 100/25 | | 24 |

CADILLAC

| | | | |
|----------------|--------|--|-------|
| CT4 | 90/13 | | 14 |
| CT4 AWD | 90/13 | | 14 |
| CT4 V | 90/11 | | 14 |
| CT4 V AWD | 90/13 | | 15 |
| CT5 | 99/11 | | 16 |
| CT5 AWD | 99/11 | | 16 |
| CT5 V | 99/11 | | 16 |
| CT5 V AWD | 99/11 | | 16 |
| Escalade 2WD | | | 29,34 |
| Escalade 4WD | | | 30,34 |
| XT4 AWD | 101/22 | | 26 |
| XT4 FWD | 101/22 | | 24 |
| XT5 AWD | | | 26 |
| XT5 FWD | | | 24 |
| XT5 Hearse AWD | | | 23 |
| XT5 Hearse FWD | | | 23 |
| XT5 Limo AWD | | | 23 |
| XT5 Limo FWD | | | 23 |
| XT6 AWD | | | 26 |
| XT6 FWD | | | 24 |

CHEVROLET

| | | | |
|---------------------------------|--------|--|------------|
| Blazer AWD | | | 26 |
| Blazer FWD | | | 24 |
| Bolt EUV | 97/16 | | 20,37 |
| Bolt EV | 94/17 | | 9,20,37 |
| Camaro | 78/9 | | 13 |
| Colorado 2WD | | | 21,34 |
| Colorado 4WD | | | 21,34 |
| Colorado ZR2 4WD | | | 21,34 |
| Corvette | | | 11 |
| Equinox AWD | 103/30 | | 26 |
| Equinox FWD | 103/30 | | 24 |
| Malibu | 100/13 | | 16 |
| Silverado 2WD | | | 9,22,34,43 |
| Silverado 4WD | | | 22,34,43 |
| Silverado Cab Chassis 2WD | | | 23 |
| Silverado Cab Chassis 4WD | | | 23 |
| Silverado Mud Terrain Tires 4WD | | | 22,34,43 |
| Spark | 86/11 | | 9,13 |
| Spark ACTIV | 86/11 | | 9,13 |
| Suburban 2WD | | | 29,34 |
| Suburban 4WD | | | 30,34 |
| Tahoe 2WD | | | 29,34 |
| Tahoe 4WD | | | 30,34 |
| Trailblazer AWD | | | 26 |
| Trailblazer FWD | | | 24 |
| Traverse AWD | | | 30 |
| Traverse FWD | | | 29 |
| Trax AWD | | | 26 |
| Trax FWD | | | 24 |

| Interior Volume (cu.ft.) Passenger / Cargo | | | |
|---|-----|-------|----|
| 2dr | 4dr | Hatch | Pg |

CHRYSLER

| | | | |
|-----------------|--|--|---------|
| Pacifica | | | 24 |
| Pacifica AWD | | | 24 |
| Pacifica Hybrid | | | 9,24,41 |
| Voyager | | | 24 |

DODGE

| | | | |
|-------------|--|--|----|
| Durango AWD | | | 30 |
|-------------|--|--|----|

FERRARI

| | | | |
|------------------|------|------|----|
| 812 Competizione | | 58/5 | 11 |
| 812 GTS | | | 11 |
| F8 Spider | | | 11 |
| F8 Tributo | | | 11 |
| Portofino M | 75/5 | | 12 |
| Roma | 80/7 | | 13 |

FIAT

| | | | |
|----------|--|--|----|
| 500X AWD | | | 26 |
|----------|--|--|----|

FORD

| | | | |
|-------------------------------|--|--|-------|
| Bronco Sasquatch 4WD | | | 26 |
| Bronco Sport 4WD | | | 26 |
| Edge AWD | | | 26 |
| Escape AWD | | | 26 |
| Escape AWD HEV | | | 26 |
| Escape FWD | | | 24 |
| Escape FWD HEV | | | 9,24 |
| Escape FWD PHEV | | | 24,41 |
| Explorer AWD | | | 30 |
| Explorer AWD FFV | | | 43 |
| Explorer FFV AWD | | | 30,43 |
| Explorer HEV AWD | | | 30 |
| Explorer HEV RWD | | | 29 |
| Explorer Platinum HEV RWD | | | 29 |
| Explorer RWD | | | 29 |
| F-150 | | | 34 |
| F-150 BEV 4X2 | | | 37 |
| F-150 BEV 4x4 | | | 37 |
| F150 Pickup 2WD | | | 22 |
| F150 Pickup 2WD FFV | | | 22,43 |
| F150 Pickup 4WD | | | 22 |
| F150 Pickup 4WD FFV | | | 22,43 |
| F150 Pickup Tremor 4WD | | | 22 |
| F150 RAPTOR 37 4WD | | | 22 |
| F150 RAPTOR 4WD | | | 22 |
| Mach-E AWD | | | 37 |
| Mach-E AWD Extended Range | | | 37 |
| Mach-E GT | | | 37 |
| Mach-E GT Performance Edition | | | 37 |
| Mach-E Route 101 | | | 37 |
| Mach-E RWD | | | 37 |
| Mach-E RWD Extended Range | | | 37 |
| Maverick AWD | | | 21 |
| Maverick FWD | | | 9,21 |
| Transit Connect USPS | | | 23 |
| Transit Connect Van FFV | | | 23,43 |
| Transit Connect Van FWD | | | 23 |
| Transit Connect Wagon LWB FFV | | | 23,43 |
| Transit Connect Wagon LWB FWD | | | 23 |

| Interior Volume (cu.ft.) Passenger / Cargo | | | |
|---|-----|-------|----|
| 2dr | 4dr | Hatch | Pg |

GENESIS

| | | | |
|----------|--------|--|----|
| G70 AWD | 94/10 | | 15 |
| G70 RWD | 94/10 | | 15 |
| G80 AWD | 107/15 | | 19 |
| G80 RWD | 107/15 | | 19 |
| G90 AWD | 113/15 | | 19 |
| G90 RWD | 113/15 | | 19 |
| GV70 AWD | | | 26 |
| GV80 AWD | | | 30 |
| GV80 RWD | | | 24 |

GMC

| | | | |
|------------------------------|-------|--|------------|
| Acadia AWD | | | 30 |
| Acadia FWD | | | 29 |
| Canyon 2WD | | | 21,34 |
| Canyon 4WD | | | 21,34 |
| Sierra 2WD | | | 9,22,34,43 |
| Sierra 4WD | | | 23,34,43 |
| Sierra Cab Chassis 2WD | | | 23 |
| Sierra Cab Chassis 4WD | | | 24 |
| Sierra Mud Terrain Tires 4WD | | | 23,34,43 |
| Terrain AWD | 90/13 | | 26 |
| Terrain FWD | | | 24 |
| Yukon 2WD | | | 29,34 |
| Yukon 4WD | | | 30,34 |
| Yukon XL 2WD | | | 29,34 |
| Yukon XL 4WD | | | 30,34 |

HISPANO SUIZA CARS

| | | | |
|-----------------|--|--|----|
| Carmen Boulogne | | | 36 |
|-----------------|--|--|----|

HONDA

| | | | |
|-----------------------------|--------|-------|----|
| Accord | 106/17 | | 19 |
| Accord Hybrid | 106/17 | | 19 |
| Accord Hybrid Sport/Touring | 106/17 | | 19 |
| Accord Sport/Touring | 106/17 | | 19 |
| Civic 4Dr | 99/15 | | 17 |
| Civic 5Dr | | 99/24 | 19 |
| Clarity Fuel Cell | | | |
| CR-V AWD | | | 26 |
| CR-V FWD | | | 24 |
| CR-V Hybrid AWD | | | 26 |
| HR-V AWD | 100/23 | | 20 |
| HR-V FWD | 100/24 | | 20 |
| Insight | 98/15 | | 17 |
| Insight Touring | 95/15 | | 15 |
| Odyssey | | | 24 |
| Passport AWD | | | 26 |
| Passport FWD | | | 24 |
| Pilot AWD | | | 26 |
| Pilot AWD TrailSport | | | 26 |
| Pilot FWD | | | 24 |
| Ridgeline AWD | | | 23 |

HYUNDAI

| | | | |
|--------------------------|--------|-------|-------|
| Accent | 90/14 | 91/22 | 15 |
| Elantra | 99/14 | | 17 |
| Elantra Hybrid | 99/14 | | 17 |
| Elantra Hybrid Blue | 99/14 | | 17 |
| Elantra N | 99/14 | | 17 |
| Ioniq | | 96/27 | 19 |
| Ioniq 5 AWD (Long Range) | 106/27 | | 19,36 |

| | Interior Volume (cu.ft.) Passenger / Cargo | | | |
|------------------------------|---|--------|-------|---------|
| | 2dr | 4dr | Hatch | Pg |
| Ioniq 5 RWD (Long Range) | 106/27 | | | 19,36 |
| Ioniq 5 RWD (Standard Range) | 106/27 | | | 19,36 |
| Ioniq Blue | | 96/27 | | 9,19 |
| Ioniq Plug-in Hybrid | | | 96/23 | 17,40 |
| Kona AWD | | | | 27 |
| Kona Electric | | | | 9,24,37 |
| Kona FWD | | | | 25 |
| Kona N | | | | 25 |
| Nexo | | | | |
| Nexo Blue | | | | |
| Palisade AWD | | 155/18 | | 30 |
| Palisade FWD | | 155/18 | | 29 |
| Santa Cruz AWD | | | | 27 |
| Santa Cruz FWD | | | | 25 |
| Santa Fe AWD | | | | 27 |
| Santa Fe FWD | | | | 25 |
| Santa Fe Hybrid | | | | 27 |
| Santa Fe Hybrid Blue | | | | 27 |
| Santa Fe Plug-in Hybrid | | | | 27,41 |
| Sonata | | 105/16 | | 19 |
| Sonata Hybrid | | 105/16 | | 19 |
| Sonata Hybrid Blue | | 105/16 | | 19 |
| Tucson AWD | | | | 27 |
| Tucson FWD | | | | 25 |
| Tucson Hybrid | | | | 27 |
| Tucson Hybrid Blue | | | | 27 |
| Tucson Plug-in Hybrid | | | | 27,41 |
| Veloster N | | 90/20 | | 15 |
| Venue | | 92/19 | | 17 |

INFINITI

| | | | | |
|-------------------|------|--------|--|----|
| Q50 | | 100/14 | | 17 |
| Q50 AWD | | 100/14 | | 17 |
| Q50 Red Sport | | 100/14 | | 17 |
| Q50 Red Sport AWD | | 100/14 | | 17 |
| Q60 | 85/9 | | | 13 |
| Q60 AWD | 85/9 | | | 13 |
| Q60 Red Sport | 85/9 | | | 13 |
| Q60 Red Sport AWD | 85/9 | | | 13 |
| QX55 AWD | | | | 27 |
| QX60 AWD | | | | 30 |
| QX60 FWD | | | | 29 |
| QX80 2WD | | | | 29 |
| QX80 4WD | | | | 30 |

JAGUAR

| | | | | |
|---------------------------------------|--|-------|--|----|
| E-Pace | | | | 27 |
| E-Pace MHEV | | | | 27 |
| F-Pace | | | | 27 |
| F-Pace P340 MHEV | | | | 27 |
| F-Pace SVR | | | | 27 |
| F-Type P450 AWD R-Dynamic Convertible | | | | 11 |
| F-Type P450 AWD R-Dynamic Coupe | | | | 11 |
| F-Type P450 RWD Convertible | | | | 11 |
| F-Type P450 RWD Coupe | | | | 11 |
| F-Type R AWD Convertible | | | | 11 |
| F-Type R AWD Coupe | | | | 11 |
| XF P250 | | 97/14 | | 17 |
| XF P250 AWD | | 97/14 | | 17 |
| XF P300 AWD | | 97/14 | | 17 |

JEEP

| | | | | |
|-------------|--|--|--|----|
| Compass 4WD | | | | 27 |
|-------------|--|--|--|----|

| | Interior Volume (cu.ft.) Passenger / Cargo | | | |
|----------------------------------|---|-----|-------|-------|
| | 2dr | 4dr | Hatch | Pg |
| Compass FWD | | | | 25 |
| Gladiator 4WD | | | | 23 |
| Gladiator EcoDiesel 4WD | | | | 23,34 |
| Gladiator Rubic EcoDiesel 4WD | | | | 23,34 |
| Grand Cherokee 2WD | | | | 29 |
| Grand Cherokee 4WD | | | | 30 |
| Grand Cherokee 4xe | | | | 42 |
| Grand Cherokee L 2WD | | | | 29 |
| Grand Cherokee L 4WD | | | | 30 |
| Grand Wagoneer 2WD | | | | 29 |
| Grand Wagoneer 4WD | | | | 31 |
| Renegade 2WD | | | | 25 |
| Renegade 4WD | | | | 27 |
| Renegade Trailhawk 4WD | | | | 27 |
| Wagoneer 2WD | | | | 29 |
| Wagoneer 4WD | | | | 31 |
| Wrangler 2dr 4WD | | | | 27 |
| Wrangler 4dr 4WD | | | | 27 |
| Wrangler 4dr 4xe | | | | 27,41 |
| Wrangler 4dr EcoDiesel 4WD | | | | 27,34 |
| Wrangler Rubic 4dr EcoDiesel 4WD | | | | 27,34 |

KIA

| | | | | |
|--------------------------|--------|--------|-------|---------|
| Carnival | | | | 24 |
| EV6 AWD (Long Range) | 103/28 | | | 21,37 |
| EV6 RWD (Long Range) | 103/28 | | | 9,21,37 |
| EV6 RWD (Standard Range) | 103/28 | | | 9,21,37 |
| Forte | | 96/15 | | 17 |
| Forte FE | | 96/15 | | 17 |
| K5 | | 105/16 | | 19 |
| K5 AWD | | 105/16 | | 19 |
| Niro | | 101/22 | | 20 |
| Niro Electric | | 97/22 | | 20,37 |
| Niro FE | | 101/22 | | 9,20 |
| Niro Plug-in Hybrid | | 101/19 | | 20,41 |
| Niro Touring | | 101/22 | | 20 |
| Rio | | 90/14 | 91/17 | 15 |
| Seltos AWD | | | | 27 |
| Seltos FWD | | | | 25 |
| Sorento AWD | | | | 27 |
| Sorento FWD | | | | 25 |
| Sorento Hybrid AWD | | | | 27 |
| Sorento Hybrid FWD | | | | 25 |
| Sorento Plug-in Hybrid | | | | 27,41 |
| Soul | | 101/24 | | 20 |
| Soul Eco dynamics | | 101/24 | | 20 |
| Sportage AWD | | | | 27 |
| Sportage FWD | | | | 25 |
| Stinger AWD | | 95/23 | | 17 |
| Stinger RWD | | 95/23 | | 17 |
| Telluride AWD | | 157/21 | | 27 |
| Telluride FWD | | 157/21 | | 25 |

KOENIGSEGG AUTOMOBILE AB

| | | | | |
|-------|--|--|--|----|
| Jesko | | | | 43 |
|-------|--|--|--|----|

LAMBORGHINI

| | | | | |
|--------------------|--|--|--|----|
| Huracan Coupe | | | | 11 |
| Huracan Coupe RWD | | | | 11 |
| Huracan Spyder | | | | 11 |
| Huracan Spyder RWD | | | | 11 |
| Urus | | | | 31 |

| | Interior Volume (cu.ft.) Passenger / Cargo | | | |
|----------------------------------|---|-----|-------|-------|
| | 2dr | 4dr | Hatch | Pg |
| Compass FWD | | | | 25 |
| Gladiator 4WD | | | | 23 |
| Gladiator EcoDiesel 4WD | | | | 23,34 |
| Gladiator Rubic EcoDiesel 4WD | | | | 23,34 |
| Grand Cherokee 2WD | | | | 29 |
| Grand Cherokee 4WD | | | | 30 |
| Grand Cherokee 4xe | | | | 42 |
| Grand Cherokee L 2WD | | | | 29 |
| Grand Cherokee L 4WD | | | | 30 |
| Grand Wagoneer 2WD | | | | 29 |
| Grand Wagoneer 4WD | | | | 31 |
| Renegade 2WD | | | | 25 |
| Renegade 4WD | | | | 27 |
| Renegade Trailhawk 4WD | | | | 27 |
| Wagoneer 2WD | | | | 29 |
| Wagoneer 4WD | | | | 31 |
| Wrangler 2dr 4WD | | | | 27 |
| Wrangler 4dr 4WD | | | | 27 |
| Wrangler 4dr 4xe | | | | 27,41 |
| Wrangler 4dr EcoDiesel 4WD | | | | 27,34 |
| Wrangler Rubic 4dr EcoDiesel 4WD | | | | 27,34 |

LAND ROVER

| | | | | |
|-----------------------------|--|--|--|-------|
| Defender 110 | | | | 31 |
| Defender 110 MHEV | | | | 31 |
| Defender 90 | | | | 31 |
| Defender 90 MHEV | | | | 31 |
| Discovery | | | | 31 |
| Discovery MHEV | | | | 31 |
| Discovery Sport | | | | 27 |
| Range Rover | | | | 31 |
| Range Rover Evoque | | | | 27 |
| Range Rover Evoque MHEV | | | | 27 |
| Range Rover LWB | | | | 31 |
| Range Rover LWB SVA | | | | 31 |
| Range Rover P360 MHEV | | | | 31 |
| Range Rover P400 MHEV | | | | 31 |
| Range Rover Sport | | | | 31 |
| Range Rover Sport P360 MHEV | | | | 31 |
| Range Rover Sport P400 MHEV | | | | 31 |
| Range Rover Sport PHEV | | | | 31,42 |
| Range Rover Sport SVR | | | | 31 |
| Range Rover SVA | | | | 31 |
| Range Rover Velar | | | | 27 |
| Range Rover Velar P340 MHEV | | | | 27 |
| Range Rover Velar P400 MHEV | | | | 27 |

LEXUS

| | | | | |
|--------------------|--|-------|-------|-------|
| ES 250 AWD | | 97/14 | | 17 |
| ES 300h | | 97/14 | | 17 |
| ES 350 | | 98/14 | | 17 |
| ES 350 F Sport | | 98/14 | | 17 |
| GX 460 | | | | 31 |
| IS 300 | | 90/11 | | 15 |
| IS 300 AWD | | 90/11 | | 15 |
| IS 350 | | 90/11 | | 15 |
| IS 350 AWD | | 90/11 | | 15 |
| IS 500 | | 90/11 | | 15 |
| LC 500 | | 86/5 | | 13 |
| LC 500 Convertible | | 75/3 | | 12 |
| LC 500h | | 86/5 | | 13 |
| LS 500 | | 99/13 | | 17 |
| LS 500 AWD | | 99/13 | | 17 |
| LS 500h AWD | | 99/12 | | 17 |
| NX 250 | | | | 25 |
| NX 250 AWD | | | | 27 |
| NX 350 AWD | | | | 27 |
| NX 350h AWD | | | | 27 |
| NX 450h Plus AWD | | | | 27,41 |
| RC 300 | | 84/10 | | 13 |
| RC 300 AWD | | 84/10 | | 13 |
| RC 350 | | 84/10 | | 13 |
| RC 350 AWD | | 84/10 | | 13 |
| RC F | | 79/10 | | 13 |
| RX 350 | | | | 25 |
| RX 350 AWD | | | | 28 |
| RX 350 L | | | | 25 |
| RX 350 L AWD | | | | 28 |
| RX 450h AWD | | | | 31 |
| RX 450h L AWD | | | | 31 |
| UX 200 | | | 90/22 | 17 |
| UX 250h | | | 90/17 | 15 |
| UX 250h AWD | | | 90/17 | 15 |

**Interior Volume (cu.ft.)
Passenger / Cargo**

| | 2dr | 4dr | Hatch | Pg |
|------------------|-----|-----|-------|-------|
| LINCOLN | | | | |
| Aviator AWD | | | | 31 |
| Aviator PHEV AWD | | | | 31,42 |
| Aviator RWD | | | | 29 |
| Corsair AWD | | | | 28 |
| Corsair AWD PHEV | | | | 28,41 |
| Corsair FWD | | | | 25 |
| Nautilus AWD | | | | 28 |
| Nautilus FWD | | | | 25 |

| | 2dr | 4dr | Hatch | Pg |
|---------------------------------|-----|-------|-------|---------|
| LUCID | | | | |
| Air Dream P AWD w/19in wheels | | 99/32 | | 19,37 |
| Air Dream P AWD w/21in wheels | | 99/32 | | 19,37 |
| Air Dream R AWD w/19in wheels | | 99/32 | | 19,37 |
| Air Dream R AWD w/21in wheels | | 99/32 | | 19,37 |
| Air G Touring AWD w/19in wheels | | 99/32 | | 9,19,37 |
| Air G Touring AWD w/21in wheels | | 99/32 | | 19,37 |

| | 2dr | 4dr | Hatch | Pg |
|-------------------------|-----|--------|-------|----|
| MASERATI | | | | |
| Ghibli GT | | 108/10 | | 17 |
| Ghibli Modena AWD | | 108/10 | | 17 |
| Ghibli Modena RWD | | 108/10 | | 17 |
| Ghibli Trofeo | | 108/10 | | 17 |
| Levante GT | | | | 31 |
| Levante Modena | | | | 31 |
| Levante Modena V8 | | | | 31 |
| Levante Trofeo | | | | 31 |
| MC20 | | | | 11 |
| Quattroporte GT | | 114/19 | | 20 |
| Quattroporte Modena AWD | | 114/19 | | 20 |
| Quattroporte Modena RWD | | 114/19 | | 20 |
| Quattroporte Trofeo | | 114/19 | | 20 |

| | 2dr | 4dr | Hatch | Pg |
|--------------|-----|-----|-------|-------|
| MAZDA | | | | |
| MX-30 | | | 90/21 | 17,36 |

| | 2dr | 4dr | Hatch | Pg |
|---------------------------|-----|-----|-------|----|
| MCLAREN AUTOMOTIVE | | | | |
| 720S Coupe | | | | 11 |
| 720S Spider | | | | 11 |

| | 2dr | 4dr | Hatch | Pg |
|----------------------|-----|--------|-------|----|
| MERCEDES-BENZ | | | | |
| A220 | | 91/9 | | 13 |
| A220 4matic | | 91/9 | | 13 |
| AMG A35 4matic | | 91/9 | | 14 |
| AMG C43 4matic | | | | |
| Convertible | | 81/9 | | 14 |
| AMG C43 4matic | | | | |
| Coupe | | 79/10 | | 14 |
| AMG CLA35 4matic | | 89/12 | | 15 |
| AMG E53 4matic Plus | | 97/13 | | 17 |
| AMG E53 4matic Plus | | | | |
| Convertible | | 87/9 | | 14 |
| AMG E53 4matic Plus | | | | |
| Coupe | | 89/10 | | 14 |
| AMG EQS S3 | | | | 37 |
| AMG GLA35 4matic | | 99/9 | | 20 |
| AMG GLB35 4matic | | 125/12 | | 21 |

**Interior Volume (cu.ft.)
Passenger / Cargo**

| | 2dr | 4dr | Hatch | Pg |
|---------------------------------|-----|--------|-------|-------|
| AMG GLC43 4matic | | | | 28 |
| AMG GLE53 4matic Plus | | | | 31 |
| AMG GLE53 4matic Plus Coupe | | | | 31 |
| AMG GT 43 4matic Plus | | 96/13 | | 15 |
| AMG GT 53 4matic Plus | | 96/13 | | 15 |
| AMG ONE | | | | 40 |
| C300 4matic | | | | |
| Convertible | | 81/9 | | 14 |
| C300 4matic Coupe | | 79/10 | | 14 |
| C300 Convertible | | 81/9 | | 14 |
| C300 Coupe | | 79/10 | | 14 |
| CLA250 | | 89/12 | | 15 |
| CLA250 4matic | | 89/12 | | 15 |
| CLS450 4matic | | 93/12 | | 15 |
| E350 | | 98/13 | | 17 |
| E350 4matic | | 98/13 | | 17 |
| E450 4matic | | 98/13 | | 17 |
| E450 4matic All-Terrain (wagon) | | 98/35 | | 21 |
| E450 4matic | | | | |
| Convertible | | 87/9 | | 14 |
| E450 4matic Coupe | | 89/10 | | 14 |
| E450 Convertible | | 87/9 | | 14 |
| E450 Coupe | | 89/10 | | 14 |
| EQ8 350 4M | | | | 38 |
| EQB 300 4M | | | | 38 |
| EQS 450 Plus | | 103/35 | | 20,37 |
| GLA250 | | | | 23 |
| GLA250 4matic | | | | 28 |
| GLB250 | | | | 23 |
| GLB250 4matic | | | | 28 |
| GLC300 | | | | 25 |
| GLC300 4matic | | | | 28 |
| GLC300 4matic Coupe | | | | 28 |
| GLE350 | | | | 28 |
| GLE350 4matic | | | | 28 |
| GLE450 4matic | | | | 31 |
| GLS450 4matic | | | | 31 |
| S500 4matic | | 112/13 | | 20 |
| S580 4matic | | 107/14 | | 20 |
| S580 4matic Maybach | | 118/13 | | 20 |

| | 2dr | 4dr | Hatch | Pg |
|----------------------------------|-----|------|-------|---------|
| MINI | | | | |
| Cooper Convertible | | 76/5 | | 9,12 |
| Cooper Countryman | | | 97/18 | 17 |
| Cooper Countryman All4 | | | 97/18 | 17 |
| Cooper Hardtop 2 door | | | 80/9 | 14 |
| Cooper Hardtop 4 door | | | 84/9 | 14 |
| Cooper S Clubman | | | 92/18 | 18 |
| Cooper S Clubman All4 | | | 92/18 | 18 |
| Cooper S Convertible | | 76/5 | | 12 |
| Cooper S Countryman | | | 97/18 | 18 |
| Cooper S Countryman All4 | | | 97/18 | 18 |
| Cooper S Hardtop 2 door | | | 80/9 | 14 |
| Cooper S Hardtop 4 door | | | 84/9 | 14 |
| Cooper SE Countryman All4 | | | 95/17 | 18,40 |
| Cooper SE Hardtop 2 door | | | 80/9 | 9,14,36 |
| JCW Countryman All4 | | | 97/18 | 18 |
| John Cooper Works Clubman All4 | | | 92/18 | 18 |
| John Cooper Works | | | | |
| Convertible | | 76/5 | | 12 |
| John Cooper Works Hardtop 2 door | | | 80/9 | 14 |

**Interior Volume (cu.ft.)
Passenger / Cargo**

| | 2dr | 4dr | Hatch | Pg |
|----------------------|-----|-------|-------|-------|
| MITSUBISHI | | | | |
| Eclipse Cross 2WD | | | | 25 |
| Eclipse Cross 4WD | | | | 28 |
| Eclipse Cross ES 2WD | | | | 25 |
| Eclipse Cross ES 4WD | | | | 28 |
| Mirage | | 86/17 | 86/17 | 15 |
| Mirage G4 | | 89/12 | | 15 |
| Outlander 2WD | | | | 25 |
| Outlander 4WD | | | | 28 |
| Outlander PHEV | | | | 28,42 |
| Outlander Sport 2WD | | | | 25 |
| Outlander Sport 4WD | | | | 28 |

| | 2dr | 4dr | Hatch | Pg |
|------------------------------------|-----|--------|-------|---------|
| NISSAN | | | | |
| Altima | | 101/15 | | 18 |
| Altima AWD | | 101/15 | | 18 |
| Altima AWD SR/Platinum | | 101/15 | | 18 |
| Altima SR | | 101/15 | | 18 |
| Altima SV/SL | | 101/15 | | 18 |
| Armada 2WD | | | | 29 |
| Armada 4WD | | | | 31 |
| Frontier 2WD | | | | 22 |
| Frontier 4WD | | | | 23 |
| Leaf (40 kW-hr battery pack) | | | 92/24 | 9,18,36 |
| Leaf (62 kW-hr battery pack) | | | 92/24 | 18,36 |
| Leaf SV/SL (62 kW-hr battery pack) | | | 92/24 | 18,36 |
| Maxima | | 98/14 | | 18 |
| Murano AWD | | 108/28 | | 21 |
| Murano FWD | | 108/28 | | 21 |
| Pathfinder 2WD | | | | 25 |
| Pathfinder 4WD | | | | 28 |
| Pathfinder 4WD Platinum | | | | 31 |
| Sentra | | 96/14 | | 18 |
| Sentra SR | | 96/14 | | 18 |
| Versa | | 89/15 | | 15 |

| | 2dr | 4dr | Hatch | Pg |
|-----------------|-----|-----|-------|-------|
| POLESTAR | | | | |
| 2 Dual Motor | | | 89/26 | 18,36 |
| 2 Single Motor | | | 89/26 | 18,36 |

| | 2dr | 4dr | Hatch | Pg |
|-------------------------|-----|------|-------|----|
| PORSCHE | | | | |
| 718 Boxster | | | | 11 |
| 718 Boxster GTS | | | | 11 |
| 718 Boxster S | | | | 11 |
| 718 Boxster T | | | | 11 |
| 718 Cayman | | | | 11 |
| 718 Cayman GT4 | | | | 11 |
| 718 Cayman GTS | | | | 11 |
| 718 Cayman S | | | | 11 |
| 718 Cayman T | | | | 11 |
| 718 Spyder | | | | 11 |
| 911 Carrera | | 70/5 | | 12 |
| 911 Carrera 4 | | 70/5 | | 12 |
| 911 Carrera 4 Cabriolet | | 68/5 | | 12 |
| 911 Carrera 4S | | 70/5 | | 12 |
| 911 Carrera 4S | | | | |
| Cabriolet | | 68/5 | | 12 |
| 911 Carrera Cabriolet | | 68/5 | | 12 |
| 911 Carrera S | | 70/5 | | 12 |
| 911 Carrera S Cabriolet | | 68/5 | | 12 |
| 911 GT3 | | | | 12 |
| 911 GT3 Touring | | | | 12 |

| | Interior Volume (cu.ft.) Passenger / Cargo | | | |
|----------------------------------|---|--------|-------|---------|
| | 2dr | 4dr | Hatch | Pg |
| 911 Targa 4 | 70/5 | | | 12 |
| 911 Targa 4S | 70/5 | | | 12 |
| 911 Turbo | 70/5 | | | 12 |
| 911 Turbo Cabriolet | 70/5 | | | 12 |
| 911 Turbo S | 70/5 | | | 12 |
| 911 Turbo S Cabriolet | 70/5 | | | 12 |
| Cayenne / Cayenne Coupe | | | | 31 |
| Cayenne GTS | | | | 31 |
| Cayenne GTS Coupe | | | | 31 |
| Cayenne S | | | | 31 |
| Cayenne S Coupe | | | | 31 |
| Cayenne Turbo | | | | 31 |
| Cayenne Turbo Coupe | | | | 31 |
| Cayenne Turbo GT Coupe | | | | 31 |
| Cayenne Turbo S/Coupe E-Hybrid | | | | 31,42 |
| Cayenne/Coupe E-Hybrid | | | | 32,42 |
| Macan | | | | 28 |
| Macan GTS | | | | 28 |
| Macan S | | | | 28 |
| Panamera | | 98/27 | | 20 |
| Panamera 4 | | 98/27 | | 20 |
| Panamera 4 E-Hybrid/Exec/ST | | 98/27 | | 20,40 |
| Panamera 4 Executive | | 101/27 | | 20 |
| Panamera 4 ST | 99/25 | | | 20 |
| Panamera 4S | | 98/27 | | 20 |
| Panamera 4S E-Hybrid/Exec/ST | | 98/27 | | 20,40 |
| Panamera 4S Executive | | 101/27 | | 20 |
| Panamera 4S ST | 99/25 | | | 20 |
| Panamera GTS | | 98/27 | | 20 |
| Panamera GTS ST | 99/25 | | | 20 |
| Panamera Turbo S/Exec/ST | | 98/27 | | 20 |
| Panamera TurboS E-Hybrid/Exec/ST | | 98/25 | | 20,40 |
| Taycan 4 Cross Turismo | | 90/24 | | 18,36 |
| Taycan 4S Cross Turismo | | 91/24 | | 18,36 |
| Taycan 4S Perf Battery | 89/12 | | | 9,15,36 |
| Taycan 4S Perf Battery Plus | 89/12 | | | 15,36 |
| Taycan GTS | 89/9 | | | 36 |
| Taycan Perf Battery | 90/12 | | | 9,15,36 |
| Taycan Perf Battery Plus | 90/12 | | | 15,36 |
| Taycan Turbo | 89/11 | | | 15,36 |
| Taycan Turbo Cross Turismo | | 92/24 | | 18,36 |
| Taycan Turbo S | 89/11 | | | 15,36 |
| Taycan Turbo S Cross Turismo | | 93/24 | | 18,36 |
| RAM | | | | |
| 1500 2WD | | | | 9,22,34 |
| 1500 4WD | | | | 23,34 |
| 1500 Classic 2WD | | | | 22 |
| 1500 Classic 4WD | | | | 23 |
| 1500 HFE 2WD | | | | 9,22,34 |
| 1500 TRX 4WD | | | | 23 |
| RIMAC AUTOMOBILI | | | | |
| Nevera | | | | 36 |
| RIVIAN | | | | |
| R1S | | | | 32,38 |
| R1T | | | | 9,23,37 |
| ROLLS-ROYCE | | | | |
| Cullinan | 113/21 | | | 21 |
| Cullinan Black Badge | 113/21 | | | 21 |
| Ghost | 111/13 | | | 20 |

| | Interior Volume (cu.ft.) Passenger / Cargo | | | |
|---------------------------------|---|-----|-------|------|
| | 2dr | 4dr | Hatch | Pg |
| Ghost Black Badge | 111/13 | | | 20 |
| Ghost Extended | 120/13 | | | 20 |
| Phantom | 116/15 | | | 20 |
| Phantom Extended | 127/15 | | | 20 |
| SC AUTOSPORTS, LLC | | | | |
| Kandi K23 | | | | 37 |
| Kandi K27 | | | | 36 |
| SUBARU | | | | |
| Ascent | | | | 32 |
| Ascent Limited/Touring/Onyx AWD | | | | 32 |
| BRZ | 78/6 | | | 12 |
| Crosstrek AWD | | | | 28 |
| Forester AWD | | | | 28 |
| Forester Wilderness AWD | | | | 28 |
| Impreza 4-Door | 100/12 | | | 18 |
| Impreza 5-Door | 101/21 | | | 21 |
| Impreza Sport 4-Door | 100/12 | | | 18 |
| Impreza Sport 5-Door | 101/21 | | | 21 |
| Legacy AWD | 106/15 | | | 20 |
| Outback AWD | | | | 28 |
| Outback Wilderness AWD | | | | 28 |
| TESLA | | | | |
| Model 3 Long Range AWD | 97/15 | | | 36 |
| Model 3 Performance AWD | 97/15 | | | 36 |
| Model 3 RWD | 97/15 | | | 36 |
| Model S AWD | 94/26 | | | 37 |
| Model S AWD Plaid (21in wheels) | 94/26 | | | 37 |
| Model S Plaid (19in wheels) | 94/26 | | | 37 |
| Model X AWD | 131/13 | | | 38 |
| Model X AWD Plaid (20in wheels) | 131/13 | | | 38 |
| Model X AWD Plaid (22in wheels) | 131/13 | | | 38 |
| Model Y AWD Long Range | 106/24 | | | 38 |
| Model Y AWD Performance | 106/24 | | | 38 |
| Model Y RWD | 106/24 | | | 37 |
| TOYOTA | | | | |
| 4Runner 2WD | | | | 29 |
| 4Runner 4WD | | | | 32 |
| Avalon | 103/16 | | | 18 |
| Avalon Hybrid | 103/16 | | | 18 |
| Avalon Hybrid XLE | 103/16 | | | 18 |
| Avalon XLE | 103/16 | | | 18 |
| Camry | 100/14 | | | 18 |
| Camry AWD LE/SE | 100/15 | | | 18 |
| Camry AWD XLE/XSE | 100/15 | | | 18 |
| Camry Hybrid LE | 100/15 | | | 18 |
| Camry Hybrid SE/XLE/XSE | 100/15 | | | 18 |
| Camry LE/SE | 100/14 | | | 18 |
| Camry TRD | 100/14 | | | 18 |
| Camry XLE/XSE | 100/14 | | | 18 |
| Camry XSE | 100/14 | | | 18 |
| Corolla | 89/13 | | | 15 |
| Corolla APEX | 89/13 | | | 15 |
| Corolla Cross | | | | 25 |
| Corolla Cross 4WD | | | | 28 |
| Corolla Hatchback | 85/18 | | | 15 |
| Corolla Hatchback XSE | 85/18 | | | 15 |
| Corolla Hybrid | 89/13 | | | 9,15 |
| Corolla XLE | 89/13 | | | 15 |

| | Interior Volume (cu.ft.) Passenger / Cargo | | | |
|---------------------------------|---|-------|-------|-------|
| | 2dr | 4dr | Hatch | Pg |
| Corolla XSE | | 89/13 | | 15 |
| GR 86 | 77/6 | | | 12 |
| GR Supra | | | | 9,12 |
| Highlander | | | | 25 |
| Highlander AWD | | | | 28 |
| Highlander Hybrid | | | | 25 |
| Highlander Hybrid AWD | | | | 9,32 |
| Highlander Hybrid AWD LTD/PLAT | | | | 9,32 |
| Mirai Limited | 93/10 | | | |
| Mirai XLE | 93/10 | | | |
| Prius | | 91/27 | | 18 |
| Prius AWD | | 91/27 | | 18 |
| Prius Eco | | 91/27 | | 9,18 |
| Prius Prime | | 91/20 | | 18,40 |
| RAV4 Prime AWD | | | | 42 |
| Sequoia 2WD | | | | 29 |
| Sequoia 4WD | | | | 32 |
| Sienna 2WD | | | | 9,24 |
| Sienna AWD | | | | 24 |
| Tacoma 2WD | | | | 21 |
| Tacoma 4WD | | | | 21 |
| Tacoma 4WD D-CAB MT TRD-ORP/PRO | | | | 21 |
| Tundra 2WD | | | | 22 |
| Tundra 4WD | | | | 23 |
| Venza AWD | | | | 28 |
| VOLKSWAGEN | | | | |
| Atlas | | | | 25 |
| Atlas 4motion | | | | 28 |
| Atlas Cross Sport | | | | 25 |
| Atlas Cross Sport 4motion | | | | 28 |
| GLI | 94/16 | | | 15 |
| Golf-R | | 91/20 | | 18 |
| GTI | | 91/20 | | 18 |
| ID4 AWD PRO | | | | 38 |
| ID4 AWD PRO S | | | | 38 |
| ID4 PRO | | | | 38 |
| ID4 PRO S | | | | 38 |
| Jetta | 94/16 | | | 16 |
| Jetta SE/SEL | 94/16 | | | 16 |
| Passat | 102/16 | | | 19 |
| Taos | 100/28 | | | 25 |
| Taos 4motion | 100/28 | | | 28 |
| Tiguan | | | | 25 |
| Tiguan 4motion | | | | 28 |
| Tiguan R-Line 4motion | | | | 28 |
| VOLVO | | | | |
| C40 Recharge twin | | 86/24 | | 28,38 |
| S60 B5 | 93/12 | | | 16 |
| S60 B5 AWD | 93/12 | | | 16 |
| S60 T8 AWD Recharge | 93/12 | | | 16,40 |
| S90 B6 AWD | 102/14 | | | 19 |
| S90 T8 AWD Recharge | 102/14 | | | 19,40 |
| V60 T8 AWD Recharge | 94/29 | | | 21,41 |
| V60CC T5 AWD | 94/29 | | | 21 |
| V90CC B6 AWD | 98/34 | | | 9,21 |
| XC40 Recharge twin | 98/25 | | | 28,38 |
| XC40 T4 | 98/25 | | | 25 |
| XC40 T5 AWD | 98/25 | | | 28 |
| XC60 B5 | 103/30 | | | 25 |
| XC60 B5 AWD | 103/30 | | | 28 |

| Interior Volume (cu.ft.) Passenger / Cargo | | | |
|---|------------|------------|-----------------|
| | 2dr | 4dr | Hatch Pg |
| XC60 B6 AWD | | 103/30 | 28 |
| XC60 T8 AWD Recharge | | 103/30 | 28,42 |
| XC90 T5 | | 104/47 | 29 |

| Interior Volume (cu.ft.) Passenger / Cargo | | | |
|---|------------|------------|-----------------|
| | 2dr | 4dr | Hatch Pg |
| XC90 T5 AWD | | 104/47 | 32 |
| XC90 T6 AWD | | 104/47 | 32 |
| XC90 T8 AWD Recharge | | 104/47 | 32,42 |

NOTES

NOTES

NOTES

Fuel economy for city, highway, and combined city/highway driving (55% city and 45% highway) in miles per gallon

Combined city/highway fuel economy range for vehicles in same EPA vehicle class and fuel economy for most efficient vehicle overall for model year

Technology and fuel type, such as gasoline, diesel, flexible fuel (gasoline-ethanol [E85]), plug-in hybrid (electricity-gasoline), and electric vehicle

Fuel consumption in gallons per 100 miles in combined city/highway driving

Annual fuel cost based on 15,000 miles per year and an average fuel price

Annual mileage, fuel cost, and other assumptions used to calculate estimates on the sticker

EPA DOT Fuel Economy and Environment Gasoline Vehicle

Fuel Economy
 35 MPG (combined city/hwy)
 32 MPG (city)
 40 MPG (highway)
 2.9 gallons per 100 miles

You save \$1,500 in fuel costs over 5 years compared to the average new vehicle.

Annual fuel cost \$1,000

Fuel Economy & Greenhouse Gas Rating (tailpipe only) 7 (Scale 1-10, Best)

Smog Rating (tailpipe only) 5 (Scale 1-10, Best)

fueleconomy.gov
Calculate personalized estimates and compare vehicles

Smartphone QR Code SAMPLE

Fuel cost savings or extra expenditure compared to an "average" new vehicle of the same model year (27 mpg for model year 2021)

Compares tailpipe emissions of smog-producing pollutants to those of other vehicles of the same model year on a scale of 1 (worst) to 10 (best)

Compares fuel economy and tailpipe greenhouse gas emissions to those of other vehicles of the same model year on a scale of 1 (worst) to 10 (best). Upstream emissions estimates are available at fueleconomy.gov.

QR Code. Scan the code with your smart phone to link to official information on fueleconomy.gov (requires scanner app).